



# 2009 Illinois School Profile

## A Brief Guide for Parents

*This Profile provides information about our school's students, teachers, student test scores, class sizes and district's budget. For more details, please contact school staff or go to the Illinois State Report Card link on the ISBE web site: [www.isbe.net](http://www.isbe.net).*

Roy Elem School  
Mannheim SD 83  
Northlake, ILLINOIS  
Grades: K 1 2 3 4 5  
RCDTS Code: 14-016-0830-02-2004



### Key Statistics

Number of Students	558
Attendance Rate	94.6

#### AVERAGE CLASS SIZE

	School	State
Kindergarten	20.0	20.5
Grade 1	18.0	20.9
Grade 2	18.8	21.3
Grade 3	15.8	21.8
Grade 4	19.0	22.2
Grade 5	19.6	22.6
Grade 6		
Grade 7		
Grade 8		
High School		



### Student Information

#### RACIAL/ETHNIC BACKGROUND (%)

	School	State
White	26.5	53.3
Black	1.3	19.1
Hispanic	66.5	20.8
Asian/Pacific Islander	1.8	4.1
Native American	0.4	0.2
Multiracial/Ethnic	3.6	2.5

#### ADDITIONAL INFORMATION (%)

	School	State
Low Income	52.3	42.9
Limited English Proficient	38.2	8.0
Mobility	9.6	13.5





## Teacher Information

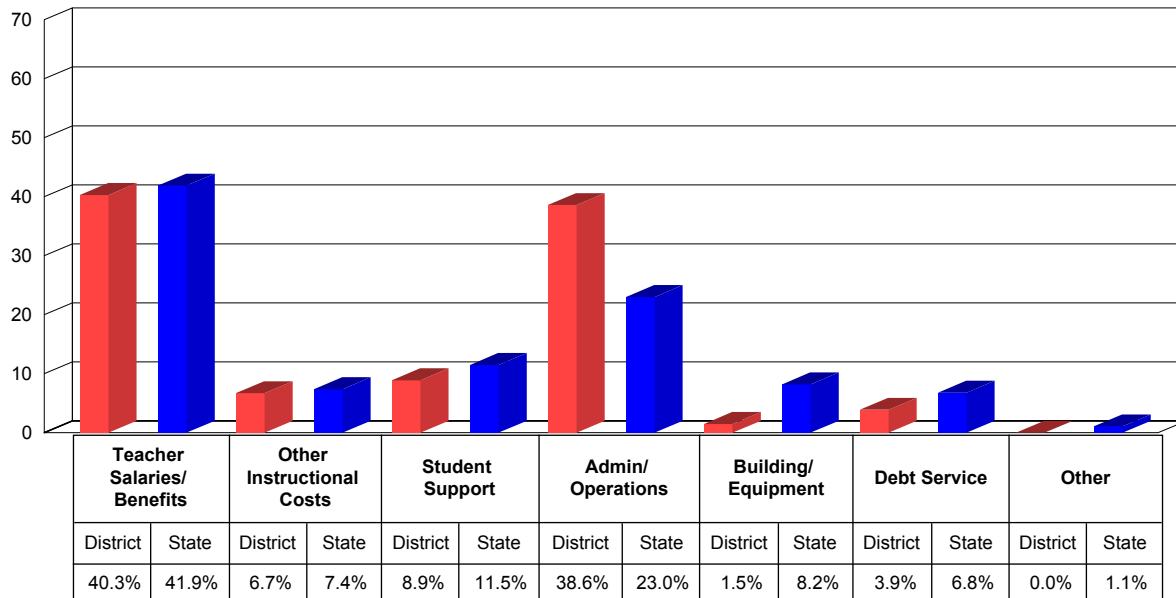
	District	State
Average Teaching Experience (Years)	11.3	12.5
% Teachers with Emergency or Provisional Credentials	2.0	0.6
Average Teacher Salaries	\$57,585	\$61,402
% Teachers with Graduate Degrees	51.7	55.8



## School District Finances

This chart shows how we spent our money as a district in the 2007-08 school year. Instructional costs include books and classroom materials. Student support includes counseling, transportation and food service. Administration/operations includes principal salaries and the cost of janitorial services. Building/equipment and debt service include the costs of school facilities.

### DISTRICT SPENDING

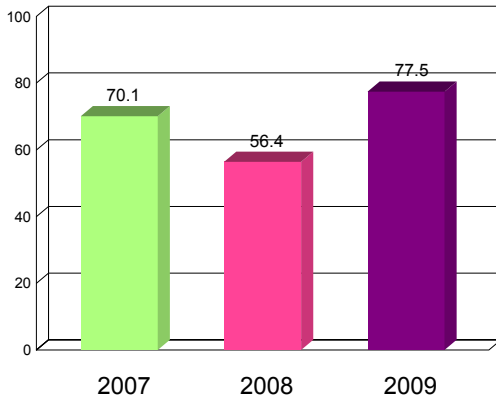




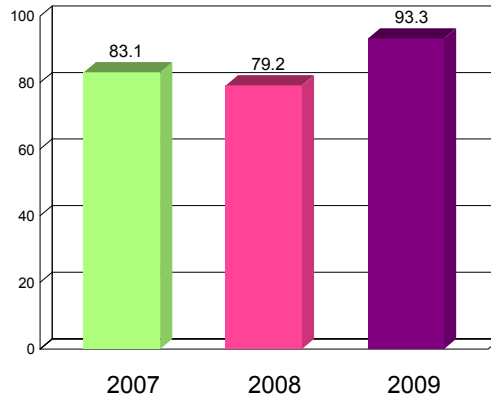
How our students do on state tests is just one way to measure their academic achievement. \* You can compare the percentage of our students that meet or exceed standards on statewide tests to the statewide percentage. You should also look at how this year's results compare to previous years'. The Illinois Standards Achievement Test (ISAT) is the state test administered to students in selected elementary grades. The Prairie State Achievement Examination (PSAE) is the state test that students take in the 11th grade.

## GRADE 3 ISAT - READING AND MATHEMATICS (PERCENT MEETING OR EXCEEDING STANDARDS)

GRADE 3 READING



GRADE 3 MATHEMATICS



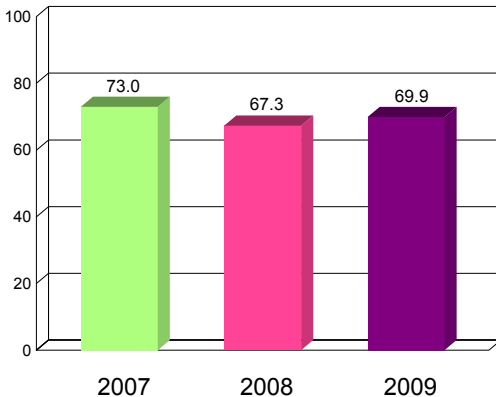
2009 - Grade 3 ISAT Reading and Mathematics (Percent Meeting or Exceeding Standards)

	Reading
School	77.5
State	72.2

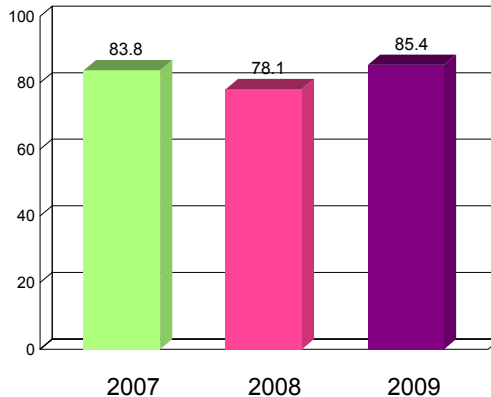
	Mathematics
School	93.3
State	85.2

## GRADE 4 ISAT - READING AND MATHEMATICS (PERCENT MEETING OR EXCEEDING STANDARDS)

GRADE 4 READING



GRADE 4 MATHEMATICS



2009 - Grade 4 ISAT Reading, Mathematics and Science (Percent Meeting or Exceeding Standards)

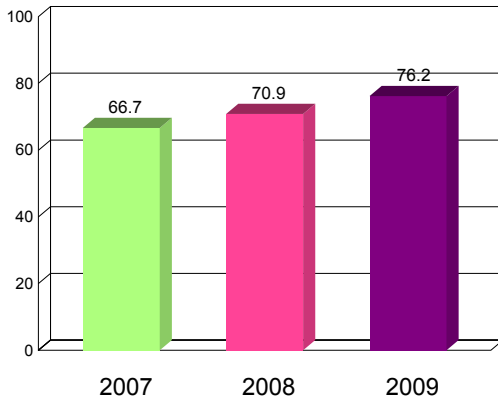
	Reading	Mathematics	Science
School	69.9	85.4	79.6
State	73.8	85.7	76.8



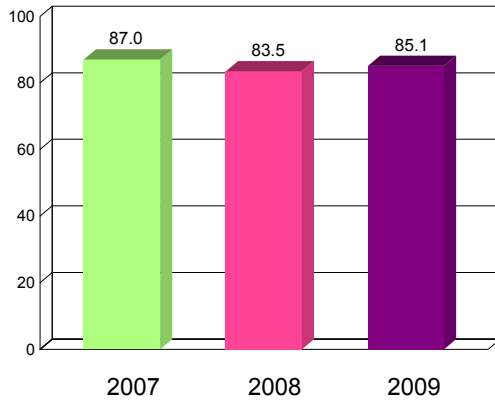


**GRADE 5 ISAT - READING AND MATHEMATICS (PERCENT MEETING OR EXCEEDING STANDARDS)**

**GRADE 5 READING**



**GRADE 5 MATHEMATICS**



**2009 - Grade 5 ISAT Reading and Mathematics (Percent Meeting or Exceeding Standards)**

	Reading
School	76.2
State	73.5

	Mathematics
School	85.1
State	82.4





## Adequate Yearly Progress

The No Child Left Behind Act and Illinois law require the State to measure whether our school is making Adequate Yearly Progress (AYP). AYP is based on the percent of students that meet/exceed standards on state tests, both as a whole and by different subgroups. Schools must also meet minimum attendance or graduation rates. If a school does not make AYP in the same subject area for two consecutive years, it is identified for School Improvement.

Is this school making Adequate Yearly Progress (AYP)?	Yes
Is this school making AYP in Reading?	Yes
Is this school making AYP in Mathematics?	Yes

Has this school been identified for School Improvement according to the AYP specifications of the federal No Child Left Behind (NCLB) Act?	Yes
2009-10 Federal Improvement Status	Choice
2009-10 State Improvement Status	Academic Early Warning Year 1

\* The 2007/2008 school year is the first time that Limited English Proficient (LEP) students, who would have taken the IMAGE in the past, took either the ISAT or PSAT with accommodations; therefore, any comparison with previous years' achievement levels for this subgroup and their schools and school districts should be made with appropriate caution.

This School Profile was prepared for you in partnership with the Illinois State Board of Education.



### Illinois School Profile

A Brief Guide for Parents

Illinois State Board of Education

