



# ILLINOIS STATE REPORT CARD

State and federal laws require public school districts to release report cards to the public each year.

Starting in 2009, charter school information is included in district statistics.

## STUDENTS

RACIAL/ETHNIC BACKGROUND AND OTHER INFORMATION														
White	Black	Hispanic	Asian/ Pacific Islander	Native American	Multi racial /Ethnic	Percent Low- Income	Percent Limited- English- Proficient	Percent IEP	High Sch. Dropout Rate	Chronic Truancy Rate	Mobility Rate	Attendance Rate	Total Enrollment	
52.8	18.8	21.1	4.2	0.2	2.9	45.4	7.6	13.1	3.8	3.6	13.0	93.9	2,064,312	

**Low-income** students come from families receiving public aid; live in institutions for neglected or delinquent children; are supported in foster homes with public funds; or are eligible to receive free or reduced-price lunches.

IEP Students are those students eligible to receive special education services.

**Limited-English-proficient** students are those students eligible for transitional bilingual programs.

**Mobility rate** is based on the number of times students enroll in or leave a school during the school year.

**Chronic truants** are students who are absent from school without valid cause for 18 or more of the last 180 school days.

## INSTRUCTIONAL SETTING

PARENTAL CONTACT*		STAFF-TO-STUDENT RATIOS			
	Percent	Pupil- Teacher Elementary	Pupil- Teacher Secondary	Pupil- Certified Staff	Pupil- Administrator
	96.2	18.2	18.2	13.3	203.8

\* Parental contact includes parent-teacher conferences, parental visits to school, school visits to home, telephone conversations, and written correspondence.

AVERAGE CLASS SIZE (as of the first school day in May)										
Grades	K	1	2	3	4	5	6	7	8	9-12
	20.7	21.2	21.4	22.1	22.6	22.8	21.5	21.1	21.0	19.7

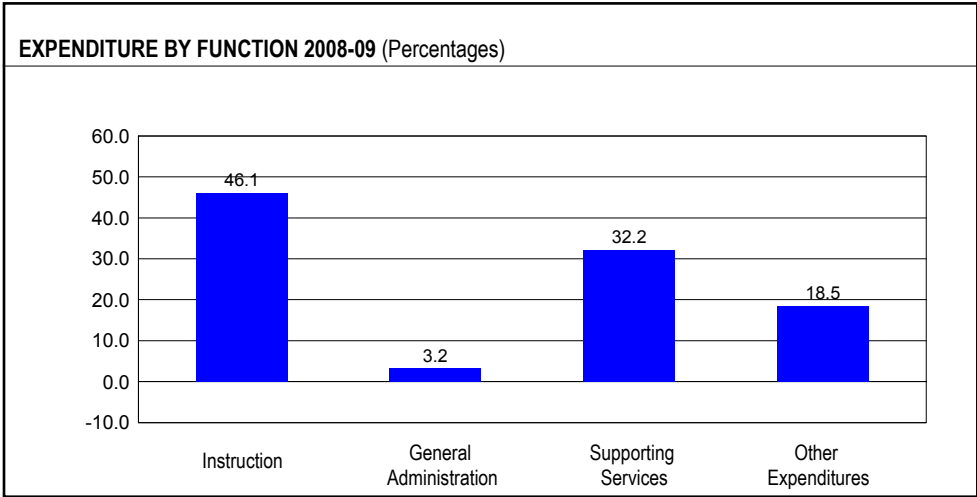
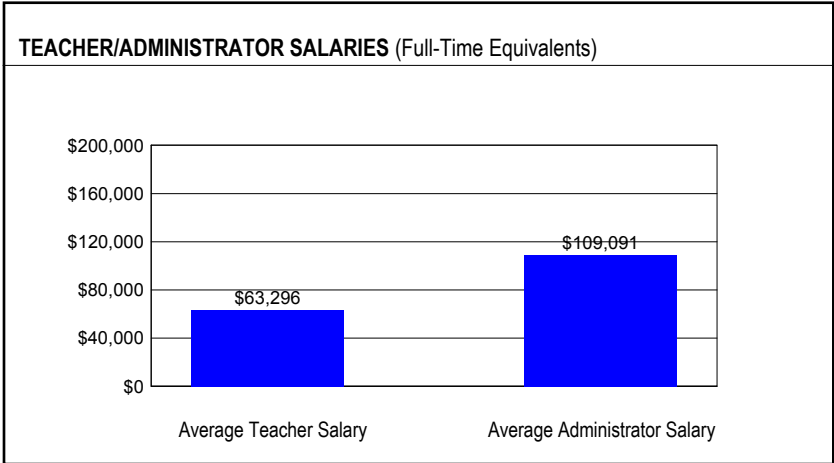
TIME DEVOTED TO TEACHING CORE SUBJECTS (Minutes Per Day)												
Grades	Mathematics			Science			English/Language Arts			Social Science		
	3	6	8	3	6	8	3	6	8	3	6	8
	59	54	51	30	43	44	145	103	93	30	43	44

TEACHER INFORMATION (Full-Time Equivalents)								
	White	Black	Hispanic	Asian/ Pacific Islander	Native American	Male	Female	Total Number
	85.2	8.1	5.2	1.4	0.2	23.0	77.0	132,502

TEACHER INFORMATION ( Continued )					
	Average Teaching Experience (Years)	% of Teachers with Bachelor's Degrees	% of Teachers with Master's & Above	% of Teachers with Emergency or Provisional Credentials	% of Classes Not Taught by Highly Qualified Teachers
All Schools	12.7	42.2	57.4	0.5	0.7
High Poverty Schools	12.4	43.8	55.7	1.2	2.1
Low Poverty Schools	12.4	34.6	65.2	0.2	0.1

The No Child Left Behind Act requires that information for certain data elements be disaggregated by high- and low-poverty schools. Poverty (low-income) is defined on page 1 of all report cards. High- and low-poverty schools include those in the top and bottom quarters of the poverty distribution of schools in the state.

## SCHOOL DISTRICT FINANCES



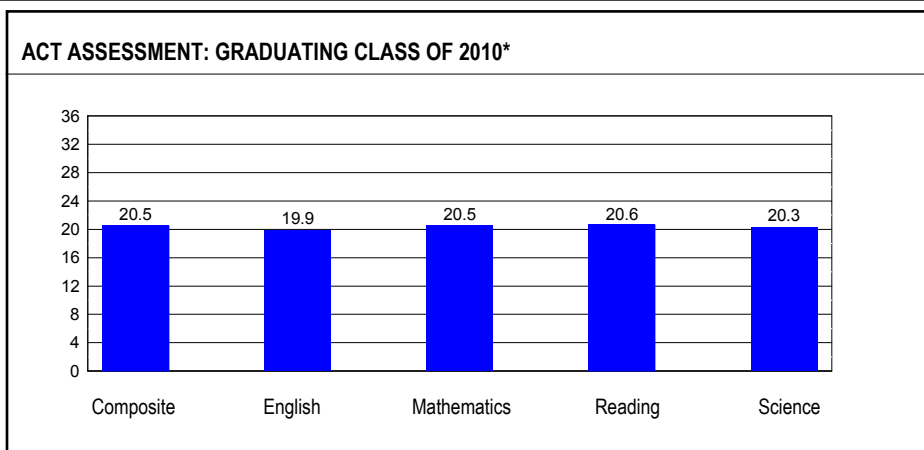
REVENUE BY SOURCE 2008-09		EXPENDITURE BY FUND 2008-09	
	Percent		Percent
Local Property Taxes	58.4	Education	69.6
Other Local Funding	6.9	Operations & Maintenance	7.9
General State Aid	14.5	Transportation	3.8
Other State Funding	8.3	Debt Service	7.0
Federal Funding	11.9	Tort	1.2
		Municipal Retirement/ Social Security	1.8
		Fire Prevention & Safety	0.8
		Site & Construction/ Capital Improvement	7.9

OTHER FINANCIAL INDICATORS		
	2008-09 Instructional Expenditure per Pupil	2008-09 Operating Expenditure per Pupil
	\$6,483	\$11,197

Instructional expenditure per pupil includes the direct costs of teaching pupils or the interaction between teachers and pupils.

Operating expenditure per pupil includes the gross operating cost of a school district excluding summer school, adult education, bond principal retired, and capital expenditures.

## ACADEMIC PERFORMANCE



The number and percent of students taking the ACT are no longer reported since virtually every eleventh grade student takes the ACT as part of the PSAE.

\* Includes graduating students' most recent ACT Assessment scores from an ACT national test date or PSAE testing. Excludes the scores of students who took the test with special accommodations. State averages for ACT data are based on regular public schools and do not include private and special purpose schools.

HIGH SCHOOL GRADUATION RATE												
All	Gender		Race / Ethnicity						LEP	Migrant	Students with Disabilities	Econo- mically Disad- vantaged
	Male	Female	White	Black	Hispanic	Asian/ Pacific Islander	Native American	Multi racial /Ethnic				
87.8	87.3	88.4	93.3	78.0	79.4	95.0	86.0	89.5	63.0	68.6	78.2	79.3

## 2009 NATIONAL ASSESSMENT OF EDUCATIONAL PROGRESS (NAEP)

NAEP is sponsored by the U.S. Department of Education and administered to students in grade 4, 8, and 12. Only grade 4 and 8 results are required to be reported.

Achievement levels reflect what students should know and be able to do. Based on recommendations from policymakers, educators, and members of the general public, the Governing Board sets specific achievement levels for each subject area and grade. To provide a context for interpreting student performance, NAEP results are reported as percentages of students performing below the *Basic* level, at or above the *Basic* and *Proficient* levels, and at the *Advanced* level.

**Basic** denotes partial mastery of prerequisite knowledge and skills that are fundamental for proficient work at a given grade.

**Proficient** represents solid academic performance. Students reaching this level have demonstrated competency over challenging subject matter.

**Advanced** represents superior performance.

The four achievement levels (below basic, basic, proficient, and advanced) are reported as level 1 through level 4, respectively.

### Grade 4

#### Grade 4 - All

Levels	Reading				Mathematics			
	1	2	3	4	1	2	3	4
	35.3	32.4	23.7	8.6	20.4	41.9	30.9	6.7

#### Grade 4 - Racial/Ethnic Background

Levels	Reading				Mathematics			
	1	2	3	4	1	2	3	4
White	22.0	34.2	31.8	12.0	9.5	38.9	42.1	9.5
Black	59.8	28.8	10.1	1.4	45.8	43.3	10.3	0.6
Hispanic	52.0	32.4	13.5	2.1	28.0	51.7	18.8	1.5
Asian/Pacific Islander	9.2	27.4	36.2	27.1	3.0	23.9	48.0	25.1
Native American								

#### Grade 4 - Limited-English-Proficient

Levels	Reading				Mathematics			
	1	2	3	4	1	2	3	4
	70.3	22.3	6.6	0.8	47.2	42.2	9.8	0.8

#### Grade 4 - Students with Disabilities

Levels	Reading				Mathematics			
	1	2	3	4	1	2	3	4
	67.2	18.1	10.6	4.1	38.2	38.6	19.3	3.9

#### Grade 4 - Economically Disadvantaged

Levels	Reading				Mathematics			
	1	2	3	4	1	2	3	4
	53.4	31.7	13.0	1.8	34.2	47.9	16.8	1.1

### Grade 4

NAEP PARTICIPATION RATES	Reading	Mathematics
Limited English Proficient Students	79.5	85.3
Student with Disabilities	81.6	88.2

**Grade 8****Grade 8 - All**

Levels	Reading				Mathematics			
	1	2	3	4	1	2	3	4
	23.5	43.8	30.4	2.3	27.4	39.5	25.9	7.2

**Grade 8 - Racial/Ethnic Background**

Levels	Reading				Mathematics			
	1	2	3	4	1	2	3	4
White	13.9	43.8	39.2	3.1	14.6	41.6	33.6	10.2
Black	46.2	43.6	10.0	0.2	58.6	32.6	8.1	0.7
Hispanic	34.9	46.7	18.1	0.3	40.6	42.4	15.9	1.1
Asian/Pacific Islander	7.6	32.5	52.1	7.8	10.8	29.6	40.6	19.0
Native American								

**Grade 8 - Limited-English-Proficient**

Levels	Reading				Mathematics			
	1	2	3	4	1	2	3	4
	72.0	23.5	4.5	0.0	68.3	24.3	7.1	0.3

**Grade 8 - Students with Disabilities**

Levels	Reading				Mathematics			
	1	2	3	4	1	2	3	4
	62.9	27.2	9.6	0.3	62.2	29.9	6.9	1.1

**Grade 8 - Economically Disadvantaged**

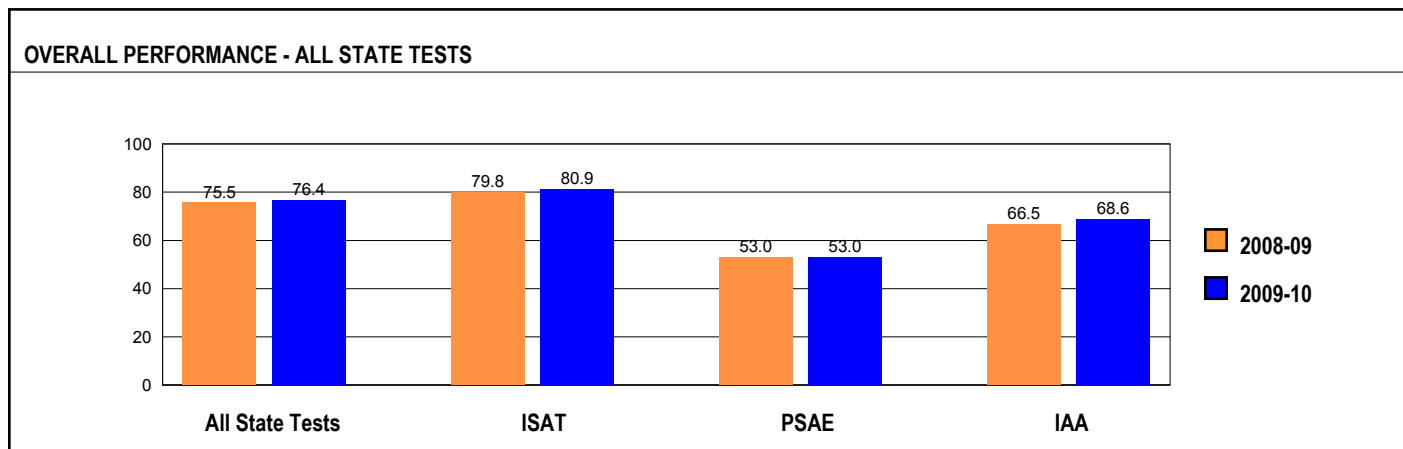
Levels	Reading				Mathematics			
	1	2	3	4	1	2	3	4
	40.2	43.6	15.7	0.5	46.9	38.6	12.8	1.7

**Grade 8**

NAEP PARTICIPATION RATES	Reading	Mathematics
Limited English Proficient Students	76.0	81.4
Student with Disabilities	78.0	80.3

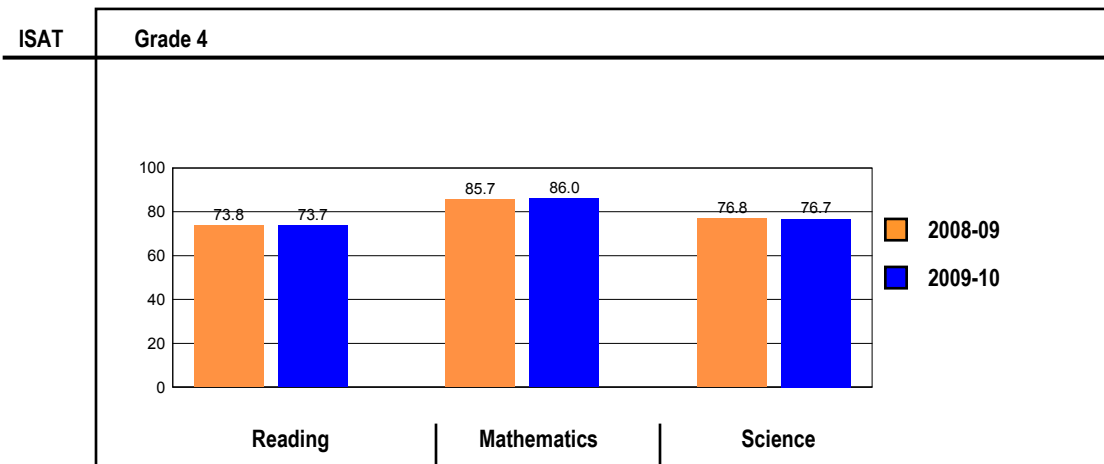
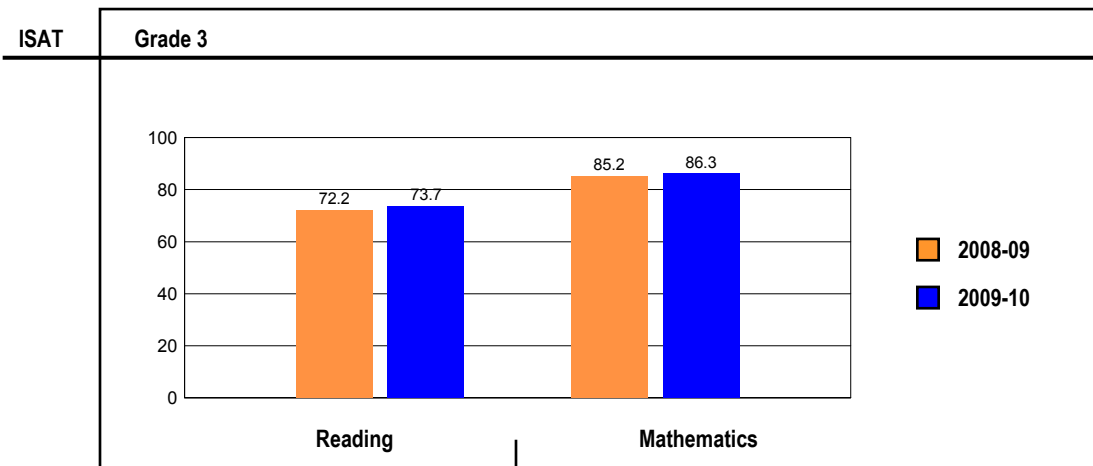
## OVERALL STUDENT PERFORMANCE

These charts present the overall percentages of state test scores categorized as meeting or exceeding the Illinois Learning Standards for the state. They represent performance in reading, mathematics and science.



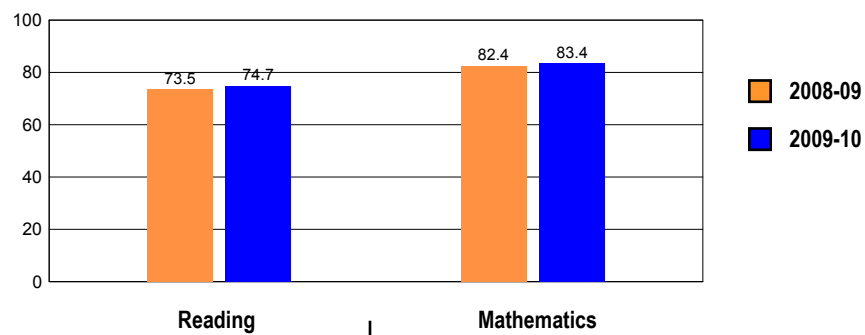
## ILLINOIS STANDARDS ACHIEVEMENT TEST (ISAT) PERFORMANCE

These charts provide information on attainment of the Illinois Learning Standards. They show the percents of student scores meeting or exceeding Standards for the grades and subjects tested on ISAT.



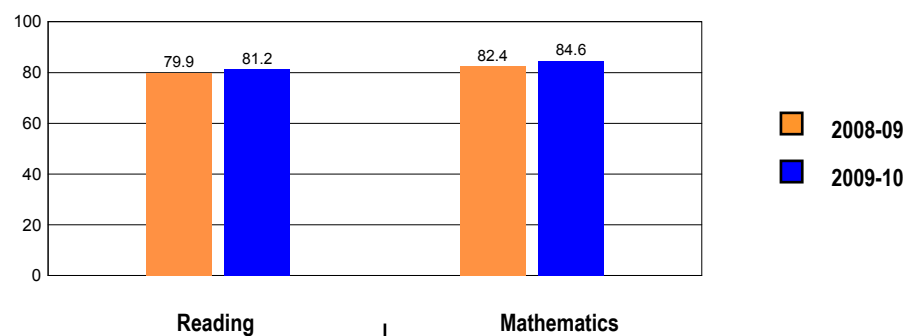
ISAT

Grade 5



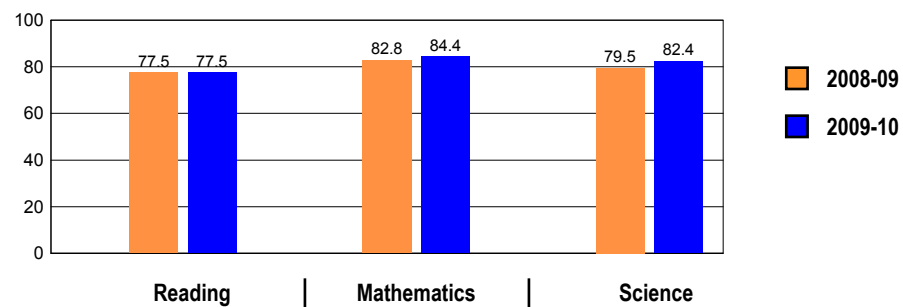
ISAT

Grade 6



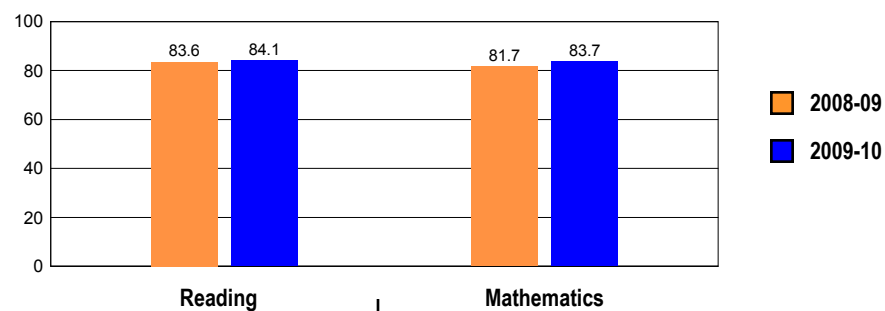
ISAT

Grade 7



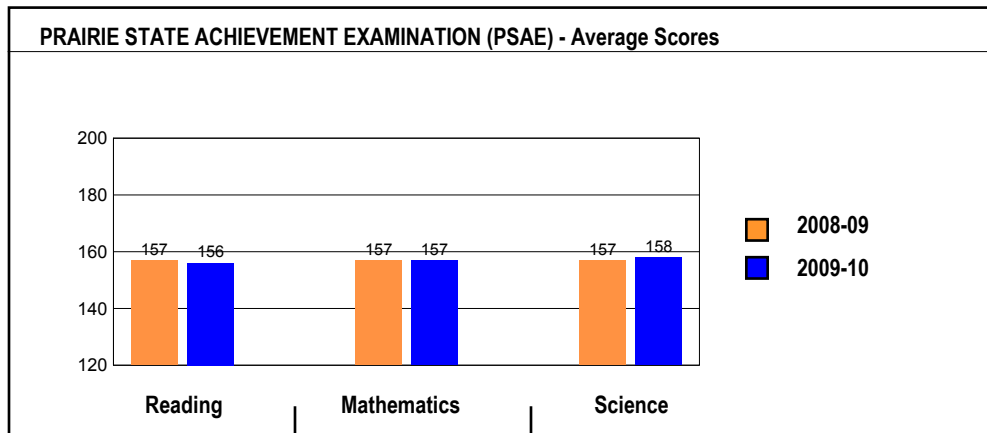
ISAT

Grade 8

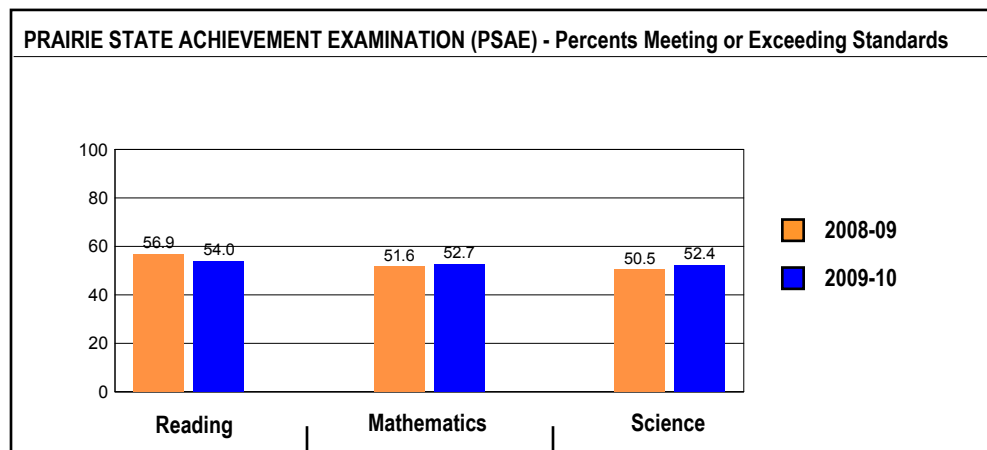


### PRAIRIE STATE ACHIEVEMENT EXAMINATION (PSAE) PERFORMANCE

These charts provide information on attainment of the Illinois Learning Standards. They show the average scores and also the percents of student scores meeting or exceeding standards in reading, mathematics, and science on PSAE.



PSAE scores range from 120 to 200.

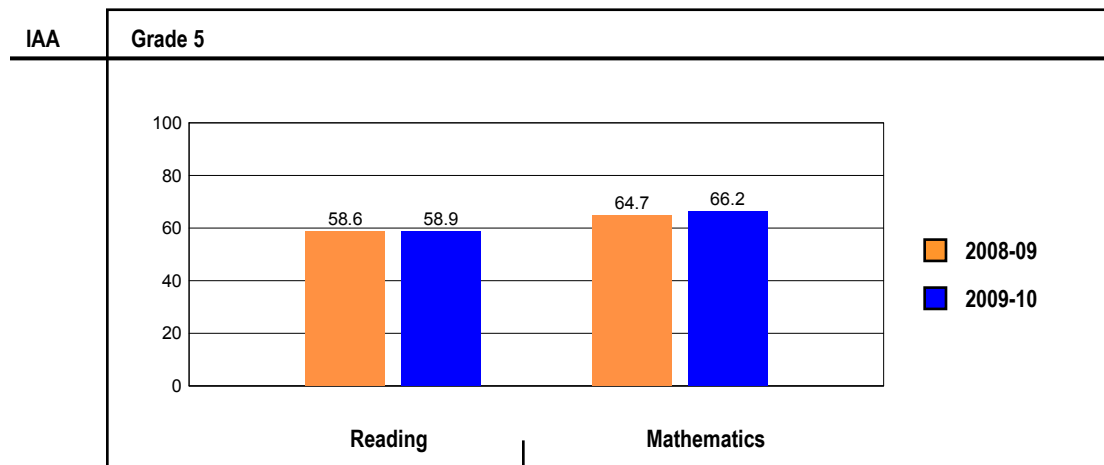
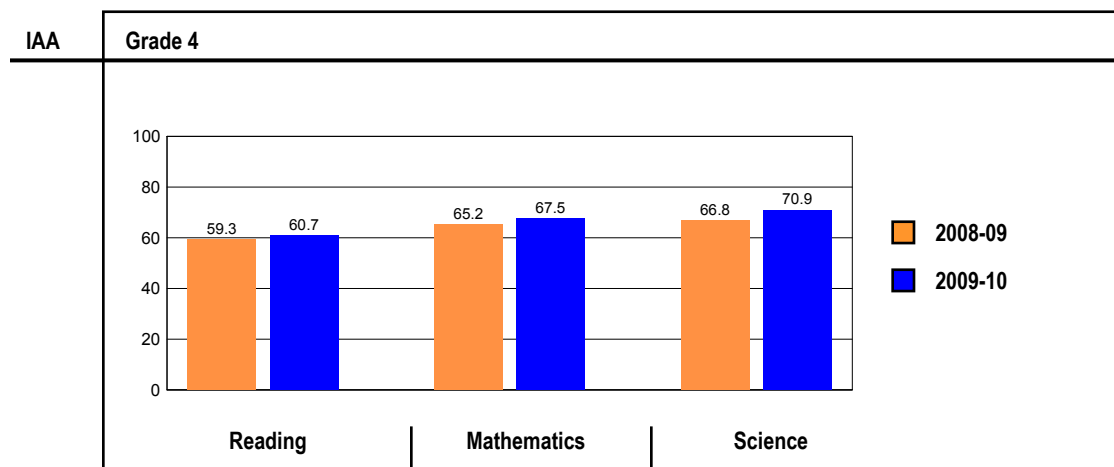
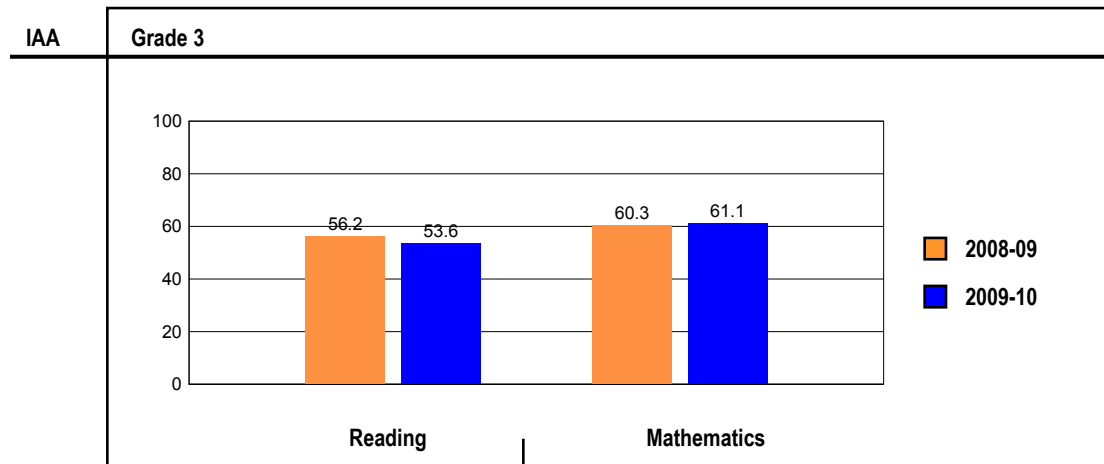


Number of students in the State with PSAE scores in 2010: 133,728



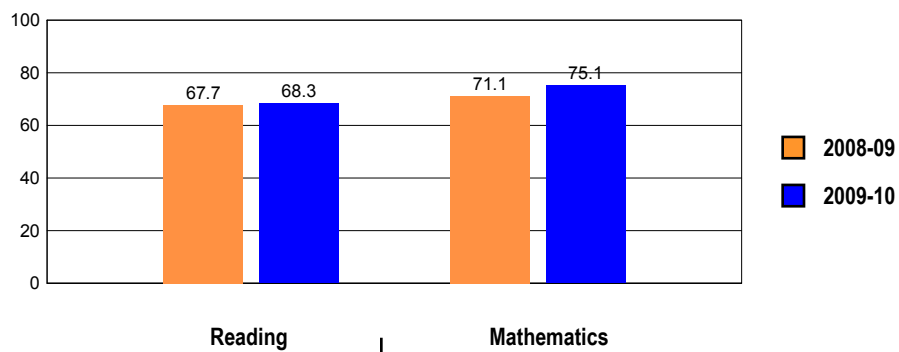
**ILLINOIS ALTERNATE ASSESSMENT (IAA) PERFORMANCE**

These charts provide information on attainment of the Illinois Learning Standards. They show the percents of student scores meeting or exceeding Standards for the grades and subjects tested on IAA.



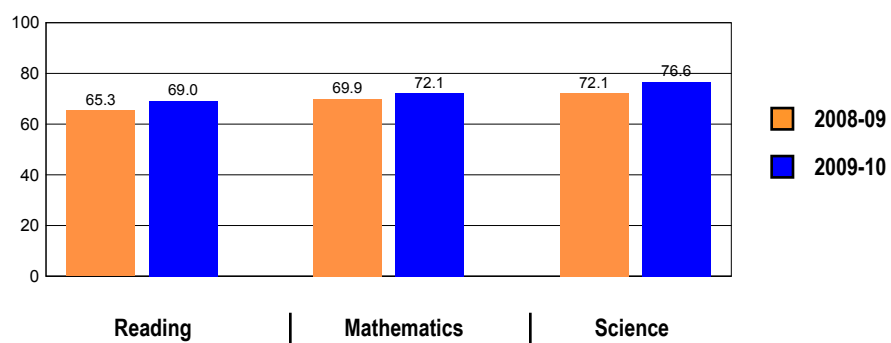
IAA

Grade 6



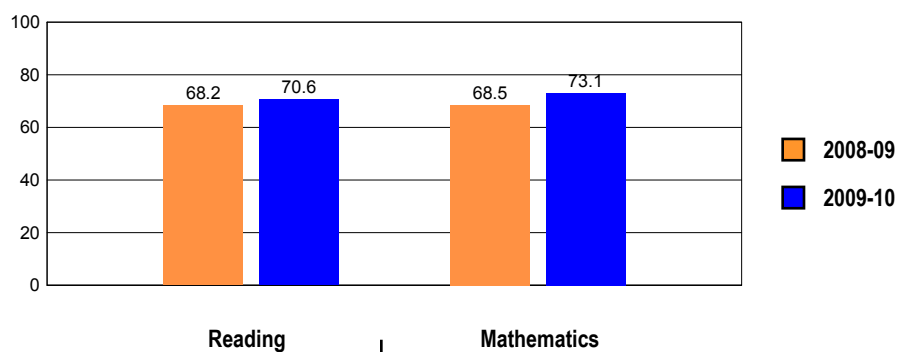
IAA

Grade 7



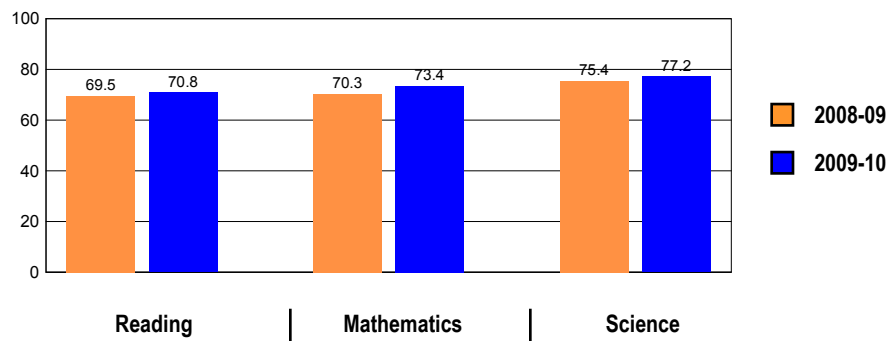
IAA

Grade 8



IAA

Grade 11



## PERFORMANCE ON STATE ASSESSMENTS

Federal law requires that student achievement results for reading, mathematics, and science for schools providing Title I services be reported to the general public.

The Illinois Standards Achievement Test (ISAT) is administered to students in grades 3 through 8. The Prairie State Achievement Examination (PSAE) is administered to students in grade 11. The Illinois Alternate Assessment (IAA) is administered to students with disabilities whose Individualized Education Programs (IEPs) indicate that participation in the ISAT or PSAE would not be appropriate.

Students with disabilities have an IEP (No Child Left Behind Act). An IEP is a written plan for a child with a disability who is eligible to receive special education services under the Individuals with Disabilities Education Act.

Reading and Mathematics are tested in grades 3 through 8 and 11. Science is tested in grades 4, 7, and 11.

In order to protect students' identities, test data for groups of fewer than ten students are not reported.

PERCENTAGE OF STUDENTS NOT TESTED IN STATE TESTING PROGRAMS FOR READING AND MATHEMATICS														
		Gender			Racial/Ethnic Background						LEP	Migrant	Students with Disabilities	Economically Disadvantaged
		All	Male	Female	White	Black	Hispanic	Asian/Pacific Islander	Native American	Multi racial /Ethnic				
	<b>*Enrollment</b>	1,068,202	545,784	522,252	565,375	199,071	219,899	44,975	2,039	36,134	67,911	346	150,721	503,002
	<b>Reading</b>	0.2	0.3	0.2	0.1	0.5	0.2	0.2	0.2	0.2	0.3	0.9	0.5	0.3
	<b>Mathematics</b>	0.2	0.3	0.2	0.1	0.5	0.2	0.2	0.2	0.2	0.3	0.9	0.5	0.3

\* Enrollment as reported during the testing windows for grades 3 - 8 and 11.

PERCENTAGE OF STUDENTS NOT TESTED IN STATE TESTING PROGRAMS FOR SCIENCE ONLY														
		Gender			Racial/Ethnic Background						LEP	Migrant	Students with Disabilities	Economically Disadvantaged
		All	Male	Female	White	Black	Hispanic	Asian/Pacific Islander	Native American	Multi racial /Ethnic				
	<b>*Enrollment</b>	449,149	228,523	220,563	244,235	81,931	88,351	19,309	898	14,165	23,830	105	62,715	201,259
	<b>Science</b>	0.4	0.5	0.3	0.2	1.0	0.5	0.3	0.4	0.3	0.5	1.9	0.9	0.6

\* Enrollment as reported during the testing windows for grades 4, 7, and 11.

### ILLINOIS STANDARDS ACHIEVEMENT TEST (ISAT)

The following tables show the percentages of student scores in each of four performance levels. These levels were established with the help of Illinois educators who teach the grade levels and learning areas tested. Due to rounding, the sum of the percentages in the four performance levels may not always equal 100.

- Level 1 -- Academic Warning - Student work demonstrates limited knowledge and skills in the subject. Because of major gaps in learning, students apply knowledge and skills ineffectively.
- Level 2 -- Below Standards - Student work demonstrates basic knowledge and skills in the subject. However, because of gaps in learning, students apply knowledge and skills in limited ways.
- Level 3 -- Meets Standards - Student work demonstrates proficient knowledge and skills in the subject. Students effectively apply knowledge and skills to solve problems.
- Level 4 -- Exceeds Standards - Student work demonstrates advanced knowledge and skills in the subject. Students creatively apply knowledge and skills to solve problems and evaluate the results.

**Grade 3****Grade 3 - All**

Levels	Reading				Mathematics			
	1	2	3	4	1	2	3	4
	5.4	20.9	45.9	27.8	2.9	10.7	44.7	41.7

**Grade 3 - Gender**

Levels	Reading				Mathematics			
	1	2	3	4	1	2	3	4
Male	6.6	22.7	45.6	25.1	3.1	10.6	43.2	43.0
Female	4.1	19.1	46.2	30.7	2.7	10.9	46.2	40.2

**Grade 3 - Racial/Ethnic Background**

Levels	Reading				Mathematics			
	1	2	3	4	1	2	3	4
White	2.2	11.9	46.6	39.3	1.0	5.3	39.0	54.7
Black	9.8	31.1	46.2	12.9	7.4	20.0	51.9	20.6
Hispanic	9.7	35.1	44.2	11.0	4.1	16.7	54.3	24.9
Asian/Pacific Islander	1.7	10.0	43.5	44.9	0.9	3.5	27.3	68.4
Native American	3.8	19.8	48.3	28.1	2.3	8.0	46.8	43.0
Multiracial/Ethnic	3.7	17.3	48.2	30.7	2.1	9.0	45.8	43.1

**Grade 3 - Limited-English-Proficient**

Levels	Reading				Mathematics			
	1	2	3	4	1	2	3	4
	14.9	47.0	34.1	4.1	5.9	22.6	55.1	16.4

**Grade 3 - Migrant**

Levels	Reading				Mathematics			
	1	2	3	4	1	2	3	4
	11.5	38.5	44.2	5.8	0.0	28.3	56.6	15.1

**Grade 3 - Students with Disabilities**

Levels	Reading				Mathematics			
	1	2	3	4	1	2	3	4
IEP	18.9	36.6	33.4	11.1	9.3	22.4	46.7	21.7
Non-IEP	3.4	18.6	47.7	30.2	2.0	9.1	44.4	44.5

**Grade 3 - Economically Disadvantaged**

Levels	Reading				Mathematics			
	1	2	3	4	1	2	3	4
Free/Reduced Price Lunch	9.0	30.9	46.4	13.7	5.0	16.8	52.7	25.5
Not Eligible	1.6	10.4	45.3	42.7	0.8	4.3	36.2	58.7

**Grade 4****Grade 4 - All**

Levels	Reading				Mathematics				Science			
	1	2	3	4	1	2	3	4	1	2	3	4
	1.2	25.1	44.8	28.9	1.1	12.9	57.7	28.2	2.8	20.5	59.6	17.0

**Grade 4 - Gender**

Levels	Reading				Mathematics				Science			
	1	2	3	4	1	2	3	4	1	2	3	4
Male	1.7	27.7	43.9	26.7	1.3	13.3	56.1	29.3	3.2	20.1	57.4	19.4
Female	0.7	22.3	45.7	31.2	0.9	12.5	59.5	27.1	2.5	21.0	62.0	14.6

**Grade 4 - Racial/Ethnic Background**

Levels	Reading				Mathematics				Science			
	1	2	3	4	1	2	3	4	1	2	3	4
White	0.5	15.1	45.0	39.4	0.5	6.6	54.4	38.5	0.8	10.2	63.7	25.4
Black	2.3	40.9	44.4	12.4	2.7	25.7	61.3	10.3	7.2	39.9	49.2	3.7
Hispanic	2.1	38.8	45.3	13.9	1.5	18.7	65.5	14.2	4.5	31.2	58.6	5.7
Asian/Pacific Islander	0.4	10.7	39.6	49.2	0.5	4.2	41.2	54.1	1.3	9.1	57.7	31.9
Native American	0.7	21.7	44.9	32.6	0.4	13.0	59.8	26.8	3.3	17.4	58.7	20.7
Multiracial/Ethnic	0.5	21.0	47.2	31.2	0.6	11.4	59.9	28.0	1.7	17.2	63.0	18.1

**Grade 4 - Limited-English-Proficient**

Levels	Reading				Mathematics				Science			
	1	2	3	4	1	2	3	4	1	2	3	4
	4.3	59.7	32.1	3.9	3.0	30.1	60.0	6.9	8.9	45.2	44.2	1.7

**Grade 4 - Migrant**

Levels	Reading				Mathematics				Science			
	1	2	3	4	1	2	3	4	1	2	3	4
	2.2	40.0	55.6	2.2	0.0	30.4	60.9	8.7	10.6	34.0	48.9	6.4

**Grade 4 - Students with Disabilities**

Levels	Reading				Mathematics				Science			
	1	2	3	4	1	2	3	4	1	2	3	4
IEP	5.9	54.4	29.8	10.0	5.3	31.9	51.6	11.2	8.1	35.8	48.6	7.4
Non-IEP	0.5	20.6	47.1	31.8	0.5	10.0	58.7	30.9	2.0	18.2	61.3	18.5

**Grade 4 - Economically Disadvantaged**

Levels	Reading				Mathematics				Science			
	1	2	3	4	1	2	3	4	1	2	3	4
Free/Reduced Price Lunch	2.1	37.9	45.7	14.2	1.9	20.4	63.9	13.8	5.0	32.3	56.6	6.2
Not Eligible	0.3	12.3	43.9	43.5	0.3	5.4	51.6	42.6	0.7	8.8	62.7	27.8

**Grade 5****Grade 5 - All**

Levels	Reading				Mathematics			
	1	2	3	4	1	2	3	4
	0.3	25.0	44.7	30.0	0.3	16.3	65.8	17.6

**Grade 5 - Gender**

Levels	Reading				Mathematics			
	1	2	3	4	1	2	3	4
Male	0.4	28.5	44.1	27.0	0.4	17.1	64.4	18.0
Female	0.2	21.3	45.5	33.1	0.3	15.4	67.3	17.1

**Grade 5 - Racial/Ethnic Background**

Levels	Reading				Mathematics			
	1	2	3	4	1	2	3	4
White	0.2	14.8	45.1	40.0	0.1	9.1	67.0	23.8
Black	0.6	41.8	43.4	14.2	0.9	32.2	61.2	5.7
Hispanic	0.4	38.6	45.9	15.0	0.4	22.5	69.4	7.7
Asian/Pacific Islander	0.0	10.8	38.4	50.8	0.1	4.8	51.1	44.1
Native American	0.0	24.9	44.6	30.5	0.0	13.4	70.6	16.0
Multiracial/Ethnic	0.3	21.4	47.1	31.2	0.2	14.6	68.6	16.5

**Grade 5 - Limited-English-Proficient**

Levels	Reading				Mathematics			
	1	2	3	4	1	2	3	4
	1.1	67.5	28.3	3.1	1.1	40.4	55.7	2.8

**Grade 5 - Migrant**

Levels	Reading				Mathematics			
	1	2	3	4	1	2	3	4
	0.0	16.5	49.5	34.1	0.0	5.4	83.9	10.8

**Grade 5 - Students with Disabilities**

Levels	Reading				Mathematics			
	1	2	3	4	1	2	3	4
IEP	1.6	60.4	29.9	8.1	1.6	42.9	50.5	4.9
Non-IEP	0.1	19.5	47.1	33.4	0.1	12.1	68.2	19.5

**Grade 5 - Economically Disadvantaged**

Levels	Reading				Mathematics			
	1	2	3	4	1	2	3	4
Free/Reduced Price Lunch	0.5	38.3	45.8	15.4	0.6	25.5	66.6	7.4
Not Eligible	0.1	12.2	43.8	43.9	0.1	7.4	65.1	27.4

**Grade 6****Grade 6 - All**

Levels	Reading				Mathematics			
	1	2	3	4	1	2	3	4
	0.2	18.6	55.1	26.1	0.5	14.9	60.2	24.4

**Grade 6 - Gender**

Levels	Reading				Mathematics			
	1	2	3	4	1	2	3	4
Male	0.3	21.8	54.8	23.1	0.7	16.2	58.2	24.9
Female	0.1	15.1	55.5	29.2	0.4	13.5	62.2	23.9

**Grade 6 - Racial/Ethnic Background**

Levels	Reading				Mathematics			
	1	2	3	4	1	2	3	4
White	0.1	10.9	53.8	35.2	0.2	8.3	59.0	32.4
Black	0.5	32.9	56.6	10.0	1.3	30.0	60.3	8.4
Hispanic	0.3	27.0	59.2	13.5	0.7	19.6	66.1	13.6
Asian/Pacific Islander	0.2	7.4	43.3	49.1	0.4	4.5	42.0	53.1
Native American	0.0	20.1	63.3	16.6	0.0	15.7	66.6	17.8
Multiracial/Ethnic	0.2	16.1	56.4	27.3	0.5	13.9	62.1	23.5

**Grade 6 - Limited-English-Proficient**

Levels	Reading				Mathematics			
	1	2	3	4	1	2	3	4
	1.0	60.8	36.4	1.8	2.1	41.7	52.6	3.6

**Grade 6 - Migrant**

Levels	Reading				Mathematics			
	1	2	3	4	1	2	3	4
	0.0	46.5	51.2	2.3	0.0	31.8	54.5	13.6

**Grade 6 - Students with Disabilities**

Levels	Reading				Mathematics			
	1	2	3	4	1	2	3	4
IEP	1.2	55.0	37.9	5.9	2.9	43.7	47.6	5.9
Non-IEP	0.1	13.1	57.7	29.1	0.2	10.6	62.1	27.2

**Grade 6 - Economically Disadvantaged**

Levels	Reading				Mathematics			
	1	2	3	4	1	2	3	4
Free/Reduced Price Lunch	0.4	29.0	58.3	12.3	0.9	23.3	63.9	11.8
Not Eligible	0.1	8.8	52.2	39.0	0.2	7.0	56.7	36.2

**Grade 7****Grade 7 - All**

Levels	Reading				Mathematics				Science			
	1	2	3	4	1	2	3	4	1	2	3	4
	0.3	22.3	57.8	19.6	1.6	14.1	56.2	28.2	5.4	12.2	60.4	22.0

**Grade 7 - Gender**

Levels	Reading				Mathematics				Science			
	1	2	3	4	1	2	3	4	1	2	3	4
Male	0.4	26.1	56.7	16.9	2.0	15.1	54.2	28.8	6.3	12.1	57.3	24.4
Female	0.1	18.3	59.1	22.5	1.2	13.0	58.2	27.6	4.5	12.3	63.6	19.6

**Grade 7 - Racial/Ethnic Background**

Levels	Reading				Mathematics				Science			
	1	2	3	4	1	2	3	4	1	2	3	4
White	0.1	14.2	59.0	26.7	0.8	8.4	53.9	36.9	2.5	6.3	59.2	32.0
Black	0.6	37.5	54.2	7.6	3.8	27.7	57.9	10.6	12.0	23.5	59.1	5.4
Hispanic	0.4	32.1	58.9	8.5	1.8	18.3	63.9	16.0	7.8	18.7	65.3	8.2
Asian/Pacific Islander	0.1	8.4	53.8	37.8	0.5	4.3	38.0	57.2	2.3	4.5	55.4	37.8
Native American	0.0	24.8	58.9	16.2	2.0	13.6	60.9	23.5	7.6	10.0	58.5	23.9
Multiracial/Ethnic	0.2	21.6	57.7	20.4	1.4	14.0	58.0	26.6	4.7	11.6	63.4	20.4

**Grade 7 - Limited-English-Proficient**

Levels	Reading				Mathematics				Science			
	1	2	3	4	1	2	3	4	1	2	3	4
	1.3	69.0	28.6	1.1	5.4	39.4	50.8	4.4	22.6	35.2	40.8	1.5

**Grade 7 - Migrant**

Levels	Reading				Mathematics				Science			
	1	2	3	4	1	2	3	4	1	2	3	4
	2.9	58.8	35.3	2.9	3.1	31.3	56.3	9.4	17.6	23.5	47.1	11.8

**Grade 7 - Students with Disabilities**

Levels	Reading				Mathematics				Science			
	1	2	3	4	1	2	3	4	1	2	3	4
IEP	1.6	60.9	34.3	3.3	8.4	41.5	44.0	6.1	19.4	26.5	47.9	6.2
Non-IEP	0.1	16.5	61.4	22.1	0.6	10.0	58.0	31.5	3.4	10.0	62.2	24.4



**Grade 7 - Economically Disadvantaged**

Levels	Reading				Mathematics				Science			
	1	2	3	4	1	2	3	4	1	2	3	4
Free/Reduced Price Lunch	0.5	34.1	57.0	8.3	2.7	21.9	61.4	14.0	9.1	19.5	62.6	8.8
Not Eligible	0.1	11.7	58.6	29.6	0.6	7.1	51.5	40.8	2.2	5.7	58.4	33.7

**Grade 8****Grade 8 - All**

Levels	Reading				Mathematics			
	1	2	3	4	1	2	3	4
	0.2	15.7	72.4	11.7	0.6	15.7	53.0	30.7

**Grade 8 - Gender**

Levels	Reading				Mathematics			
	1	2	3	4	1	2	3	4
Male	0.3	19.0	70.4	10.3	0.8	17.5	51.3	30.4
Female	0.1	12.2	74.6	13.1	0.5	13.7	54.8	31.0

**Grade 8 - Racial/Ethnic Background**

Levels	Reading				Mathematics			
	1	2	3	4	1	2	3	4
White	0.1	9.8	74.2	15.9	0.3	9.6	50.8	39.3
Black	0.4	27.4	69.0	3.2	1.5	30.4	55.7	12.3
Hispanic	0.3	22.3	72.3	5.2	0.7	20.0	60.4	18.9
Asian/Pacific Islander	0.1	6.6	66.2	27.2	0.2	5.1	33.5	61.3
Native American	0.0	13.9	73.9	12.2	0.3	13.2	60.2	26.3
Multiracial/Ethnic	0.2	13.6	73.0	13.2	0.6	15.1	53.2	31.2

**Grade 8 - Limited-English-Proficient**

Levels	Reading				Mathematics			
	1	2	3	4	1	2	3	4
	1.0	60.1	38.4	0.5	2.3	44.1	47.8	5.8

**Grade 8 - Migrant**

Levels	Reading				Mathematics			
	1	2	3	4	1	2	3	4
	0.0	35.6	62.2	2.2	2.2	31.1	55.6	11.1

**Grade 8 - Students with Disabilities**

Levels	Reading				Mathematics			
	1	2	3	4	1	2	3	4
IEP	1.0	52.0	45.2	1.7	3.6	49.9	41.0	5.4
Non-IEP	0.1	10.2	76.5	13.2	0.2	10.6	54.8	34.4

**Grade 8 - Economically Disadvantaged**

Levels	Reading				Mathematics			
	1	2	3	4	1	2	3	4
Free/Reduced Price Lunch	0.3	24.6	70.6	4.5	1.1	24.4	58.2	16.4
Not Eligible	0.1	8.1	74.0	17.8	0.3	8.3	48.6	42.8

## PRAIRIE STATE ACHIEVEMENT EXAMINATION (PSAE)

The following tables show the percentages of student scores in each of four performance levels. These levels were established with the help of Illinois educators who teach the grade levels and learning areas tested. Due to rounding, the sum of the percentages in the four performance levels may not always equal 100.

- Level 1 -- Academic Warning - Student work demonstrates limited knowledge and skills in the subject. Because of major gaps in learning, students apply knowledge and skills ineffectively.
- Level 2 -- Below Standards - Student work demonstrates basic knowledge and skills in the subject. However, because of gaps in learning, students apply knowledge and skills in limited ways.
- Level 3 -- Meets Standards - Student work demonstrates proficient knowledge and skills in the subject. Students effectively apply knowledge and skills to solve problems.
- Level 4 -- Exceeds Standards - Student work demonstrates advanced knowledge and skills in the subject. Students creatively apply knowledge and skills to solve problems and evaluate the results.

### Grade 11

#### Grade 11 - All

Levels	Reading				Mathematics				Science			
	1	2	3	4	1	2	3	4	1	2	3	4
	9.0	37.0	44.1	9.9	10.6	36.7	42.4	10.3	9.7	37.9	41.6	10.8

#### Grade 11 - Gender

Levels	Reading				Mathematics				Science			
	1	2	3	4	1	2	3	4	1	2	3	4
Male	11.3	37.3	41.9	9.5	10.9	34.2	42.4	12.5	10.2	34.6	41.5	13.7
Female	6.8	36.7	46.2	10.2	10.4	39.1	42.4	8.1	9.3	41.1	41.7	7.9

#### Grade 11 - Racial/Ethnic Background

Levels	Reading				Mathematics				Science			
	1	2	3	4	1	2	3	4	1	2	3	4
White	5.3	29.0	52.2	13.5	5.7	29.6	51.0	13.8	4.8	29.4	50.9	14.9
Black	17.1	55.2	26.0	1.6	26.0	53.5	19.5	0.9	23.1	57.2	18.8	0.9
Hispanic	15.6	51.2	30.7	2.5	15.5	50.7	31.4	2.4	16.1	54.0	27.5	2.4
Asian/Pacific Islander	6.0	28.2	48.7	17.1	3.6	19.0	50.4	27.0	4.5	24.5	49.8	21.3
Native American	8.3	37.0	43.9	10.9	10.6	37.3	42.6	9.6	10.2	37.6	42.9	9.2
Multiracial/Ethnic	7.2	35.4	46.0	11.4	9.3	38.1	43.6	9.0	8.0	37.1	44.4	10.5

#### Grade 11 - Limited-English-Proficient

Levels	Reading				Mathematics				Science			
	1	2	3	4	1	2	3	4	1	2	3	4
	50.8	43.3	5.7	0.2	37.6	45.0	15.6	1.8	42.9	48.2	8.4	0.5

#### Grade 11 - Migrant

Levels	Reading				Mathematics				Science			
	1	2	3	4	1	2	3	4	1	2	3	4
	52.4	33.3	14.3	0.0	38.1	52.4	9.5	0.0	57.1	28.6	14.3	0.0

#### Grade 11 - Students with Disabilities

Levels	Reading				Mathematics				Science			
	1	2	3	4	1	2	3	4	1	2	3	4
IEP	40.1	42.7	14.8	2.4	45.8	40.9	12.2	1.2	42.1	43.9	11.9	2.1
Non-IEP	5.2	36.3	47.7	10.8	6.3	36.2	46.2	11.4	5.7	37.2	45.3	11.8

**Grade 11 - Economically Disadvantaged**

Levels	Reading				Mathematics				Science			
	1	2	3	4	1	2	3	4	1	2	3	4
Free/Reduced Price Lunch	16.4	51.7	29.5	2.4	20.1	50.9	27.0	2.0	18.9	54.0	25.1	2.1
Not Eligible	5.0	29.0	52.1	14.0	5.5	28.9	50.9	14.8	4.7	29.1	50.6	15.5

**ILLINOIS ALTERNATE ASSESSMENT (IAA)**

The Illinois Alternate Assessment (IAA) is administered to students with disabilities whose Individualized Education Programs (IEPs) indicate that participation in the ISAT or PSAE would not be appropriate. The table below presents the percentages of student scores in each of four performance levels.

- Level 1 -- Entry - Students do not demonstrate knowledge and skills in the subject through links to the Illinois Learning Standards.
- Level 2 -- Foundational - Students demonstrate emerging knowledge and skills in the subject as linked to the Illinois Learning Standards. Students exhibit an ability to reproduce knowledge and skills.
- Level 3 -- Satisfactory - Students demonstrate basic knowledge and skills in the subject through links to the Illinois Learning Standards. Students exhibit an ability to associate their knowledge and skills.
- Level 4 -- Mastery - Students demonstrate knowledge and skills in the subject through links to the Illinois Learning Standards. Students exhibit the ability to apply their knowledge and skills.

**Grade 3****Grade 3 - All**

Levels	Reading				Mathematics			
	1	2	3	4	1	2	3	4
	18.7	27.7	36.2	17.5	19.0	19.9	30.6	30.5

**Grade 3 - Gender**

Levels	Reading				Mathematics			
	1	2	3	4	1	2	3	4
Male	19.5	27.0	35.7	17.8	18.6	19.8	29.8	31.8
Female	17.0	29.0	37.2	16.9	19.9	19.9	32.3	28.0

**Grade 3 - Racial/Ethnic Background**

Levels	Reading				Mathematics			
	1	2	3	4	1	2	3	4
White	15.2	27.4	37.5	19.9	14.7	19.9	32.0	33.4
Black	23.2	27.9	31.9	17.0	23.1	20.0	30.0	26.9
Hispanic	20.1	26.3	39.6	14.1	21.7	21.1	27.4	29.8
Asian/Pacific Islander	24.7	37.6	32.9	4.7	31.8	12.9	38.8	16.5
Native American								
Multiracial/Ethnic	18.8	25.9	34.1	21.2	20.0	18.8	25.9	35.3

**Grade 3 - Limited-English-Proficient**

Levels	Reading				Mathematics			
	1	2	3	4	1	2	3	4
	16.4	27.7	42.3	13.6	21.1	19.7	29.1	30.0

**Grade 3 - Economically Disadvantaged**

Levels	Reading				Mathematics			
	1	2	3	4	1	2	3	4
Free/Reduced Price Lunch	16.9	25.0	38.1	19.9	17.2	19.0	31.2	32.6
Not Eligible	20.8	31.0	33.8	14.4	21.2	21.0	29.8	28.0

**Grade 4****Grade 4 - All**

Levels	Reading				Mathematics				Science			
	1	2	3	4	1	2	3	4	1	2	3	4
	17.5	21.8	41.1	19.6	14.7	17.8	43.2	24.3	11.5	17.6	30.1	40.8

**Grade 4 - Gender**

Levels	Reading				Mathematics				Science			
	1	2	3	4	1	2	3	4	1	2	3	4
Male	16.8	22.7	41.2	19.2	14.1	18.2	42.4	25.3	10.8	17.8	30.6	40.8
Female	19.2	19.6	40.8	20.4	16.0	17.2	44.7	22.1	13.1	16.9	29.0	40.9

**Grade 4 - Racial/Ethnic Background**

Levels	Reading				Mathematics				Science			
	1	2	3	4	1	2	3	4	1	2	3	4
White	16.4	22.9	40.3	20.4	12.8	18.7	44.2	24.4	9.6	17.7	30.5	42.2
Black	20.3	19.9	40.0	19.7	16.5	18.9	43.8	20.8	14.2	16.3	30.5	39.0
Hispanic	16.0	20.2	44.1	19.7	15.0	15.7	40.4	28.9	12.7	15.5	29.2	42.6
Asian/Pacific Islander	22.4	23.7	42.1	11.8	21.1	17.1	47.4	14.5	14.5	34.2	23.7	27.6
Native American												
Multiracial/Ethnic	20.3	24.1	41.8	13.9	22.8	12.7	32.9	31.6	12.7	17.7	32.9	36.7

**Grade 4 - Limited-English-Proficient**

Levels	Reading				Mathematics				Science			
	1	2	3	4	1	2	3	4	1	2	3	4
	10.5	19.9	48.1	21.5	9.9	15.5	42.5	32.0	7.7	13.8	27.6	50.8

**Grade 4 - Economically Disadvantaged**

Levels	Reading				Mathematics				Science			
	1	2	3	4	1	2	3	4	1	2	3	4
Free/Reduced Price Lunch	14.1	19.2	43.3	23.4	12.4	15.4	45.5	26.7	9.8	13.8	30.1	46.3
Not Eligible	21.5	24.7	38.7	15.1	17.4	20.6	40.6	21.3	13.5	22.0	30.1	34.4

**Grade 5****Grade 5 - All**

Levels	Reading				Mathematics			
	1	2	3	4	1	2	3	4
	22.9	18.2	19.4	39.5	12.1	21.7	42.9	23.2

**Grade 5 - Gender**

Levels	Reading				Mathematics			
	1	2	3	4	1	2	3	4
Male	23.6	18.0	18.7	39.8	12.5	20.8	42.9	23.8
Female	21.6	18.6	21.0	38.8	11.5	23.5	42.9	22.0

**Grade 5 - Racial/Ethnic Background**

Levels	Reading				Mathematics			
	1	2	3	4	1	2	3	4
White	21.4	18.4	19.4	40.7	10.4	22.3	43.1	24.2
Black	25.5	16.0	19.2	39.2	15.4	21.4	41.0	22.2
Hispanic	24.1	18.2	18.4	39.3	14.2	18.5	44.8	22.5
Asian/Pacific Islander	34.9	22.2	19.0	23.8	15.9	30.2	41.3	12.7
Native American								
Multiracial/Ethnic	12.6	23.2	25.3	38.9	4.3	23.4	44.7	27.7

**Grade 5 - Limited-English-Proficient**

Levels	Reading				Mathematics			
	1	2	3	4	1	2	3	4
	24.7	22.9	16.5	35.9	11.8	21.9	41.4	24.9

**Grade 5 - Economically Disadvantaged**

Levels	Reading				Mathematics			
	1	2	3	4	1	2	3	4
Free/Reduced Price Lunch	19.6	17.4	19.4	43.6	9.8	20.4	44.4	25.3
Not Eligible	26.5	19.2	19.5	34.8	14.8	23.1	41.2	20.9

**Grade 6****Grade 6 - All**

Levels	Reading				Mathematics			
	1	2	3	4	1	2	3	4
	11.0	20.8	31.7	36.6	11.3	13.6	31.2	44.0

**Grade 6 - Gender**

Levels	Reading				Mathematics			
	1	2	3	4	1	2	3	4
Male	10.4	19.3	32.1	38.2	11.0	12.5	31.2	45.2
Female	12.1	23.7	30.7	33.5	11.7	15.7	31.1	41.5

**Grade 6 - Racial/Ethnic Background**

Levels	Reading				Mathematics			
	1	2	3	4	1	2	3	4
White	9.4	20.3	30.7	39.6	9.7	13.7	31.9	44.7
Black	10.9	19.0	35.3	34.8	12.0	12.5	28.4	47.1
Hispanic	13.2	24.8	30.5	31.5	12.1	15.9	34.5	37.5
Asian/Pacific Islander	24.6	26.1	30.4	18.8	24.6	11.6	34.8	29.0
Native American								
Multiracial/Ethnic	10.7	16.0	26.7	46.7	10.7	12.0	24.0	53.3

**Grade 6 - Limited-English-Proficient**

Levels	Reading				Mathematics			
	1	2	3	4	1	2	3	4
	13.5	26.5	34.7	25.3	12.9	17.1	37.6	32.4

**Grade 6 - Economically Disadvantaged**

Levels	Reading				Mathematics			
	1	2	3	4	1	2	3	4
Free/Reduced Price Lunch	8.0	18.4	33.1	40.6	7.4	12.6	30.8	49.2
Not Eligible	14.7	23.7	29.9	31.7	16.1	14.8	31.7	37.4

**Grade 7****Grade 7 - All**

Levels	Reading				Mathematics				Science			
	1	2	3	4	1	2	3	4	1	2	3	4
	15.6	15.4	36.3	32.7	14.5	13.4	40.0	32.1	10.0	13.4	28.2	48.4

**Grade 7 - Gender**

Levels	Reading				Mathematics				Science			
	1	2	3	4	1	2	3	4	1	2	3	4
Male	15.4	15.8	36.9	32.0	14.0	13.3	40.2	32.5	9.4	14.5	26.9	49.2
Female	15.9	14.8	35.3	34.1	15.3	13.4	39.9	31.3	11.1	11.1	30.4	47.4

**Grade 7 - Racial/Ethnic Background**

Levels	Reading				Mathematics				Science			
	1	2	3	4	1	2	3	4	1	2	3	4
White	13.6	14.6	37.8	34.0	13.5	11.7	41.8	33.0	8.3	12.3	28.8	50.6
Black	17.9	16.7	32.3	33.1	16.0	14.8	39.0	30.2	12.4	15.4	24.0	48.2
Hispanic	15.9	13.5	39.6	30.9	13.8	14.7	38.3	33.2	11.4	10.8	31.8	45.9
Asian/Pacific Islander	26.5	23.5	35.3	14.7	23.5	20.6	30.9	25.0	16.2	20.6	26.5	36.8
Native American												
Multiracial/Ethnic	16.7	18.2	27.3	37.9	13.6	13.6	40.9	31.8	6.1	15.2	36.4	42.4

**Grade 7 - Limited-English-Proficient**

Levels	Reading				Mathematics				Science			
	1	2	3	4	1	2	3	4	1	2	3	4
	19.4	14.4	33.1	33.1	17.3	15.8	36.7	30.2	15.1	10.8	31.7	42.4

**Grade 7 - Economically Disadvantaged**

Levels	Reading				Mathematics				Science			
	1	2	3	4	1	2	3	4	1	2	3	4
Free/Reduced Price Lunch	13.0	14.8	36.1	36.1	12.2	12.9	41.3	33.6	8.4	12.2	28.4	51.0
Not Eligible	18.5	16.2	36.4	28.8	30.3	17.2	14.0	38.5	11.9	14.7	27.9	45.5

**Grade 8****Grade 8 - All**

Levels	Reading				Mathematics			
	1	2	3	4	1	2	3	4
	15.9	13.6	38.5	32.1	9.3	17.6	39.7	33.4

**Grade 8 - Gender**

Levels	Reading				Mathematics			
	1	2	3	4	1	2	3	4
Male	16.3	12.7	38.2	32.7	9.2	17.8	39.0	34.0
Female	14.8	15.2	39.1	30.9	9.2	17.3	41.1	32.4

**Grade 8 - Racial/Ethnic Background**

Levels	Reading				Mathematics			
	1	2	3	4	1	2	3	4
White	14.5	12.5	38.5	34.5	8.0	16.8	39.4	35.8
Black	17.4	13.4	38.2	31.0	10.0	19.6	37.8	32.6
Hispanic	16.1	15.2	39.9	28.7	11.2	15.5	42.0	31.3
Asian/Pacific Islander	30.0	28.3	31.7	10.0	18.0	26.2	37.7	18.0
Native American								
Multiracial/Ethnic	6.0	10.0	38.0	46.0	2.0	16.0	54.0	28.0

**Grade 8 - Limited-English-Proficient**

Levels	Reading				Mathematics			
	1	2	3	4	1	2	3	4
	19.7	19.0	34.0	27.2	11.5	18.2	40.5	29.7

**Grade 8 - Economically Disadvantaged**

Levels	Reading				Mathematics			
	1	2	3	4	1	2	3	4
Free/Reduced Price Lunch	14.1	12.3	38.2	35.5	7.9	16.4	39.7	36.0
Not Eligible	17.9	15.0	38.9	28.2	10.8	19.0	39.8	30.4

**Grade 11****Grade 11 - All**

Levels	Reading				Mathematics				Science			
	1	2	3	4	1	2	3	4	1	2	3	4
	11.7	17.5	34.6	36.2	13.7	12.9	45.4	28.0	10.9	11.8	30.1	47.1

**Grade 11 - Gender**

Levels	Reading				Mathematics				Science			
	1	2	3	4	1	2	3	4	1	2	3	4
Male	12.2	18.2	33.7	35.9	14.2	12.9	43.7	29.2	11.1	13.1	28.6	47.2
Female	10.5	16.3	36.1	37.0	12.4	12.9	48.4	26.2	10.5	9.7	32.7	47.1

**Grade 11 - Racial/Ethnic Background**

Levels	Reading				Mathematics				Science			
	1	2	3	4	1	2	3	4	1	2	3	4
White	9.9	15.9	35.0	39.2	11.4	13.1	46.3	29.2	9.0	10.8	29.9	50.3
Black	13.7	17.7	35.7	33.0	16.2	13.2	44.8	25.8	13.1	12.0	31.3	43.6
Hispanic	12.3	22.8	32.4	32.4	15.4	13.9	42.3	28.4	13.0	16.1	28.6	42.2
Asian/Pacific Islander	18.2	21.2	33.3	27.3	21.2	7.6	53.0	18.2	16.7	10.6	34.8	37.9
Native American												
Multiracial/Ethnic	13.2	10.5	31.6	44.7	10.5	5.3	47.4	36.8	7.9	2.6	28.9	60.5

**Grade 11 - Limited-English-Proficient**

Levels	Reading				Mathematics				Science			
	1	2	3	4	1	2	3	4	1	2	3	4
	10.8	21.5	36.6	31.2	16.1	11.8	41.9	30.1	9.7	16.1	30.1	44.1

**Grade 11 - Economically Disadvantaged**

Levels	Reading				Mathematics				Science			
	1	2	3	4	1	2	3	4	1	2	3	4
Free/Reduced Price Lunch	8.8	14.7	36.4	40.2	10.5	10.6	47.3	31.7	8.6	10.6	28.4	52.4
Not Eligible	14.4	20.1	32.9	32.6	16.7	15.1	43.6	24.6	13.1	13.0	31.7	42.2

## 2010 ADEQUATE YEARLY PROGRESS (AYP) STATUS REPORT - STATE

Is the state making Adequate Yearly Progress (AYP)?	No
Is the state making AYP in Reading?	No
Is the state making AYP in Mathematics?	No

	Percent Tested on State Tests				Percent Meeting/Exceeding Standards *						Other Indicators			
	Reading		Mathematics		Reading			Mathematics			Attendance Rate		Graduation Rate	
	%	Met AYP	%	Met AYP	%	Safe Harbor Target **	Met AYP	%	Safe Harbor Target **	Met AYP	%	Met AYP	%	Met AYP
<b>State AYP Minimum Target</b>	95.0		95.0		77.5			77.5			91.0		80.0	
<b>All</b>	99.8	Yes	99.8	Yes	74.4		No	80.5		Yes	93.9	Yes	87.8	Yes
<b>White</b>	99.9	Yes	99.9	Yes	83.5		Yes	87.5		Yes				
<b>Black</b>	99.5	Yes	99.5	Yes	58.6	63.3	No	63.9	66.4	No	93.6		78.0	
<b>Hispanic</b>	99.8	Yes	99.8	Yes	62.1	66.3	No	74.7	76.2	No	95.5		79.4	
<b>Asian/Pacific Islander</b>	99.8	Yes	99.8	Yes	87.0		Yes	92.8		Yes				
<b>Native American</b>	99.8	Yes	99.8	Yes	75.1		No	81.2		Yes				
<b>Multiracial /Ethnic</b>	99.8	Yes	99.8	Yes	78.2		Yes	83.2		Yes				
<b>LEP</b>	99.7	Yes	99.7	Yes	47.7	55.1	No	69.8	72.7	No	95.7		63.0	
<b>Students with Disabilities</b>	99.5	Yes	99.5	Yes	41.5	48.1	No	53.2	57.7	No	93.8		78.2	
<b>Economically Disadvantaged</b>	99.7	Yes	99.7	Yes	62.1	65.7	No	71.5	73.1	No	94.3		79.3	

### Four Conditions Are Required For Making Adequate Yearly Progress (AYP):

1. At least 95% tested in reading and mathematics for every student group. If the current year participation rate is less than 95%, this condition may be met if the average of the current and preceding year rates is at least 95%, or if the average of the current and two preceding years is at least 95%. Only actual participation rates are printed. If the participation rate printed is less than 95% and yet this school makes AYP, it means that the 95% condition was met by averaging.

2. At least 77.5% meeting/exceeding standards in reading and mathematics for every group. For any group with less than 77.5% meeting/exceeding standards, a 95% confidence interval was applied. Subgroups may meet this condition through Safe Harbor provisions.\*\*\*

3. At least 91% attendance rate and at least 80% graduation rate.

\* The Full Academic Year provision does not apply at the state level.

\*\* Safe Harbor Targets of 77.5% or above are not printed.

\*\*\*Subgroups with fewer than 45 students are not reported. Safe Harbor only applies to subgroups of 45 or more. In order for Safe Harbor to apply, a subgroup must decrease by 10% the percentage of scores that did not meet standards from the previous year plus meet the other indicators (attendance rate for non-high schools and graduation rate for high schools) for the subgroup. For subgroups that do not meet their Safe Harbor Targets, a 75% confidence interval is applied. Safe Harbor allows schools an alternate method to meet subgroup minimum targets on achievement.



## FEDERAL SCHOOL IMPROVEMENT STATUS

Below is a list of the Title I funded schools in the State that are in Federal School Improvement Status as defined by the federal No Child Left Behind Act of 2001. Out of 3,912 schools statewide, 2,588 are Title I schools of which 918 schools or 23.5 percent (of all the schools) are in Federal School Improvement Status.

District Name	School ID	School Name	Years in School Improvement
Addison SD 4	190220040022002	Army Trail Elem School	2
	190220040022003	Fullerton Elem School	1
Adlai E Stevenson HSD 125	340491250130001	Adlai E Stevenson High School	1
Alton CUSD 11	410570110260001	Alton High School	1
	410570110261006	Alton Middle School	3
	410570110262024	Lovejoy Elem School	1
	410570110262029	East Elementary School	1
	410570110262030	North Elementary School	1
Anna Jonesboro CHSD 81	020910810160001	Anna-Jonesboro High School	3
Arbor Park SD 145	140161450022003	Scarlet Oak Elem School	2
Arcola CUSD 306	110213060262002	Arcola Elementary School	1
Argo CHSD 217	140162170160001	Argo Community High School	3
Armstrong Twp HSD 225	540922250170001	Armstrong High School	3
Aurora East USD 131	310451310220001	East High School	8
	310451310221002	C F Simmons Middle School	10
	310451310221003	K D Waldo Middle School	10
	310451310221004	Henry W Cowherd Middle School	10
	310451310222004	Olney C Allen Elem School	3
	310451310222005	C M Bardwell Elem School	3
	310451310222006	W S Beaupre Elem School	2
	310451310222007	L D Brady Elem School	2
	310451310222008	G N Dieterich Elem School	2
	310451310222009	John Gates Elem School	2
	310451310222010	Nicholas A Hermes Elem School	2
	310451310222011	C I Johnson Elem School	2
	310451310222012	Rose E Krug Elem School	1
	310451310222013	Oak Park Elem School	2
	310451310222014	Mabel O Donnell Elem School	2
310451310222015	Edna Rollins Elem School	2	
Aurora West USD 129	310451290222007	Greenman Elem School	2
	310451290222008	Hall Elem School	2
	310451290222009	Hill Elem School	2

	310451290222011	McCleery Elem School	1
	310451290222012	Nicholson Elem School	1
	310451290222014	Schneider Elem School	1
	310451290222015	Smith Elem School	2
Barrington CUSD 220			
	340492200262003	Sunny Hill Elem School	2
Beach Park CCSD 3			
	340490030041006	Beach Park Middle School	1
	340490030042002	Oak Crest School	1
Beardstown CUSD 15			
	460090150262002	Brick Elementary School	1
	460090150262003	Gard Elementary School	2
Belleville Twp HSD 201			
	500822010170001	Belleville High School-East	2
	500822010170002	Belleville High School-West	3
Bellwood SD 88			
	140160880021007	Roosevelt Middle School	1
	140160880022001	Grant Elem School	2
	140160880022003	Lincoln Elementary School	1
	140160880022005	McKinley Elem School	1
Belvidere CUSD 100			
	040041000262005	Lincoln Elem School	2
	040041000262008	Washington Elem School	2
Benton CCSD 47			
	210280470041002	Benton Grade Sch 5-8	2
	210280470042001	Benton Grade Sch K-4	2
Benton Cons HSD 103			
	210281030130001	Benton Cons High School	2
Berkeley SD 87			
	140160870022007	J W Riley Elem School	2
Benwyn North SD 98			
	140160980021004	Lincoln Middle School	4
	140160980022001	Prairie Oak School	2
	140160980022002	Karel Havlicek Elem School	2
Benwyn South SD 100			
	140161000021002	Heritage Middle School	2
	140161000021003	Freedom Middle School	2
	140161000022006	Pershing Elem School	2
Bloom Twp HSD 206			
	140162060170001	Bloom High School	8
	140162060170002	Bloom Trail High School	8
Bond County CUSD 2			
	030030020262003	Greenville Elem School	1
Bradley Bourbonnais CHSD 307			
	320463070160001	Bradley-Bourbonnais C High School	2
Bradley SD 61			
	320460610022002	Bradley East Elem School	1

Bremen CHSD 228	140162280160003	Hillcrest High School	8
Brooklyn UD 188	500821880220001	Lovejoy Technology Academy	8
	500821880221001	Lovejoy Middle School	10
	500821880222001	Lovejoy Elementary School	2
Brookwood SD 167	140161670022001	Brookwood Middle School	1
Burnham SD 154-5	140161545022001	Burnham Elem School	1
Bushnell Prairie City CUSD 170	260621700260001	Bushnell-Prairie City High Sch	2
Cahokia CUSD 187	500821870260011	Cahokia High School	6
	500821870262002	Centerville Elem School	2
Cairo USD 1	020020010220001	Cairo Jr/Sr High School	8
	020020010222003	Bennett Elem School	1
Calumet City SD 155	140161550021001	Wentworth Jr High School	10
	140161550022004	Wentworth Intermediate School	2
Calumet Public SD 132	140161320022001	Burr Oak Elem School	5
	140161320022002	Calumet Elem School	2
	140161320022003	Burr Oak Academy	3
Carbon Cliff-Barstow SD 36	490810360022002	Eagle Ridge School	1
Carbondale CHSD 165	300391650160001	Carbondale Comm H S	7
Carbondale ESD 95	300390950021004	Carbondale Middle School	7
Carrier Mills-Stonefort CUSD 2	200830020262002	Carrier Mills-Stonefort Elem Sch	2
CCSD 168	140161680041003	Rickover Jr High School	1
	140161680042001	Strassburg Elem	1
	140161680042002	Wagoner Elem	3
CCSD 62	140160620042008	North Elementary School	1
	140160620042011	South Elem School	2
Central CHSD 71	130140710160001	Central Comm High School	1
Centralia HSD 200	130582000170001	Centralia High School	7
Champaign CUSD 4			

	090100040262010	Dr Howard Elem School	1
	090100040262020	Washington Elem School	2
	090100040262026	Stratton Elementary School	1
Chaney-Monge SD 88			
	560990880022002	Chaney Elementary School	1
Chester CUSD 139			
	450791390262002	Chester Elem School	3
Chicago Heights SD 170			
	140161700021001	Washington Junior High	10
	140161700022001	McKinley Elementary School	3
	140161700022002	Roosevelt Elem School	1
	140161700022005	Wilson Elem School	10
	140161700022007	Garfield Elem School	1
	140161700022011	Jefferson Elem School	1
	140161700022013	Lincoln Elem School	9
CHSD 117			
	340491170160001	Antioch Comm High School	2
	340491170160002	Lakes Community High School	1
CHSD 218			
	140162180160001	DD Eisenhower High Sch (Campus)	8
CHSD 94			
	190220940160001	Community High School	3
Cicero SD 99			
	140160990021002	Unity Jr High School	4
	140160990022001	Daniel Burnham Elem School	10
	140160990022002	Cicero East Elem School	10
	140160990022003	Columbus East Elem School	2
	140160990022004	Drexel Elem School	5
	140160990022005	Goodwin Elementary School	2
	140160990022006	Abe Lincoln Elem School	2
	140160990022008	T Roosevelt Elem School	10
	140160990022010	Woodrow Wilson Elem School	2
	140160990022011	Woodbine Elem School	1
	140160990022013	Liberty Elem School	10
	140160990022014	Cicero West Elementary School	10
	140160990022015	Columbus West Elementary School	10
City of Chicago SD 299			
	150162990250001	Amundsen High School	8
	150162990250003	Bogan High School	5
	150162990250006	Carver Military Academy HS	11
	150162990250008	Crane Technical Prep High School	11
	150162990250011	Farragut Career Academy HS	11
	150162990250012	Fenger Academy High School	8
	150162990250013	Foreman High School	8
	150162990250015	Gage Park High School	8
	150162990250016	Harlan Community Academy HS	8
	150162990250017	Harper High School	11
	150162990250019	Hirsch Metropolitan High School	8
	150162990250020	Hubbard High School	8
	150162990250021	Hyde Park Academy High School	8
	150162990250022	Kelly High School	8
	150162990250023	Kelvyn Park High School	8

---

150162990250024	Kennedy High School	5
150162990250025	Kenwood Academy High School	1
150162990250026	Lake View High School	8
150162990250029	Marshall Metropolitan High School	11
15016299025002C	Acad of Comm & Tech Charter HS	8
150162990250030	Mather High School	5
150162990250034	Phillips Academy High School	8
150162990250035	Roosevelt High School	5
150162990250036	Schurz High School	8
150162990250037	Senn High School	8
150162990250039	King College Prep High School	1
15016299025003C	Perspectives Charter High School	2
150162990250041	Steinmetz Academic Centre HS	5
150162990250042	Sullivan High School	8
150162990250044	Tilden Career Community Academy HS	11
150162990250048	Washington G High School	5
150162990250049	Wells Community Academy HS	11
15016299025004C	Youth Connections Charter HS	8
15016299025005C	North Lawndale Charter HS	8
15016299025006C	Noble Street Charter High School	3
15016299025007C	Young Womens Leadership Chartr HS	4
15016299025008C	Aspira Charter High School	4
15016299025009C	Ace Technical Charter High School	3
15016299025010C	Urban Prep Academy Charter HS	1
150162990250526	Chicago Vocational Career Acad HS	8
150162990250529	Best Practice High School	8
150162990250531	Dunbar Vocational Career Acad HS	5
150162990250534	Prosser Career Academy HS	8
150162990250536	Richards Career Academy HS	11
150162990250537	Simeon Career Academy High School	8
150162990250543	Corliss High School	7
150162990250545	Clemente Community Academy HS	8
150162990250616	Manley Career Academy High School	11
150162990250617	Curie Metropolitan High School	8
150162990250763	Julian High School	8
150162990250766	Robeson High School	8
150162990250767	Juarez Community Academy HS	8
150162990250779	Hancock College Preparatory HS	8
150162990250788	Brooks College Prep Academy HS	1
150162990250795	Chicago Military Academy HS	4
150162990250798	Dyett High School	7
150162990250799	Hope College Prep High School	5
150162990250800	Bowen Environmental Studies HS	5
150162990250801	Chicago Discovery Academy HS	6
150162990250802	Entrepreneurshp High School	5
150162990250803	Phoenix Military Academy HS	6
150162990250804	School of The Arts High School	5
150162990250805	School of Technology High School	4
150162990250806	School of Leadership High School	5
150162990250809	Global Visions High School	4
150162990250818	Spry Community Links High School	1
150162990250820	Chicago Academy High School	3
150162990250824	New Millenium Health High School	3
150162990250825	North-Grand High School	3
150162990250826	Raby High School	3
150162990250827	Clark Acad Prep Magnet High Schl	2
150162990250828	Rickover Naval Academy High Schl	2
150162990250829	Uplift Community High School	3

150162990250830	World Language High School	2
150162990250831	Douglass Academy High School	3
150162990250834	Bronzeville Scholastic HS	2
150162990250835	School of Social Justice HS	2
150162990250836	Multicultural Arts High School	2
150162990250837	Infinity Math Science & Tech HS	2
150162990250839	Austin Bus & Entrepreneurship HS	1
15016299025201C	Chicago International Charter	8
15016299025203C	Shabazz International Chrtr Schls	1
150162990252046	Jackson M Elem School	10
150162990252047	Morgan Elem School	10
15016299025204C	Univ of Chicago Elem Charter Schl	2
150162990252051	Addams Elem School	4
150162990252054	Aldridge Elem School	1
150162990252055	Altgeld Elem School	10
150162990252056	Andersen H C Elem Community Acad	10
150162990252058	Armour Elem School	10
150162990252059	Armstrong G Elem IntL Studies	7
15016299025205C	Uno Network Elem Charter School	2
150162990252061	Attucks Elem School	11
150162990252063	Avalon Park Elem School	7
150162990252064	Avondale Elem School	2
150162990252065	Banneker Elem School	10
150162990252066	Barnard Elem Comp Math & Sci Ctr	1
150162990252067	Barry Elem School	4
150162990252068	Barton Elem School	10
150162990252069	Bass Elem School	10
150162990252070	Bateman Elem School	2
150162990252072	Nicholson Elem Math & Science	10
150162990252080	Beidler Elem School	10
150162990252084	Bethune Elem School	11
150162990252088	Bond Elem School	10
150162990252089	Boone Elem School	4
150162990252090	Bradwell Comm Arts & Sci Elem Sch	10
150162990252092	Haley Elem Academy	10
150162990252093	Brennemann Elem School	1
150162990252095	Bridge Elem School	3
150162990252097	Brown W Elem School	2
150162990252098	Brownell Elem School	10
150162990252100	Bouchet Elem Math & Science Acad	10
150162990252102	Burbank Elem School	10
150162990252103	Burke Elem School	10
150162990252106	Castellanos Elem School	10
150162990252107	Burnside Elem Scholastic Academy	2
150162990252110	Brunson Math & Sci Specialty Elem	7
150162990252113	Caldwell Elem Acad of Math & Sci	1
150162990252118	Cameron Elem School	10
150162990252122	Carroll Elem School	5
150162990252123	Carter Elem School	2
150162990252127	Cather Elem School	11
150162990252128	Chalmers Elem Specialty School	10
150162990252130	Chase Elem School	10
150162990252132	Clay Elem School	3
150162990252134	Clinton Elem School	4
150162990252136	Coles Elem Language Academy	1
150162990252139	Cook Elem School	10
150162990252142	Cooper Elem Dual Language Academy	2
150162990252145	Corkery Elem School	8

---

150162990252147	Crown Elem Comm Acd Fine Arts Ctr	10
150162990252148	Darwin Elem School	10
150162990252149	Davis N Elem School	10
150162990252150	Dawes Elem School	7
150162990252152	Delano Elem School	10
150162990252153	Deneen Elem School	10
150162990252159	Dewey Elem Academy of Fine Arts	1
150162990252173	Dubois Elem School	1
150162990252175	Dulles Elem School	10
150162990252176	Dumas Elem School	10
150162990252177	Dunne Elem Math Sci & Tech Acad	1
150162990252179	Dvorak Elem Specialty Academy	6
15016299025217C	Chicago Math & Sci Elem Charter	1
150162990252180	Earle Elem School	10
150162990252181	Eberhart Elem School	10
150162990252185	Edwards Elem School	4
150162990252187	Ellington Elem School	10
150162990252188	Armstrong L Elem Math & Sci	3
150162990252189	Emmet Elem School	10
15016299025218C	Namaste Elem Charter School	1
150162990252191	Esmond Elem School	10
150162990252192	Everett Elem School	1
150162990252194	Falconer Elem School	7
150162990252195	Faraday Elem School	11
15016299025219C	Erie Elem Charter School	1
150162990252201	Fermi Elem School	10
150162990252203	Field Elem School	10
150162990252204	Fiske Elem School	10
150162990252209	Fuller Elem School	10
150162990252210	Fulton Elem School	10
150162990252211	Funston Elem School	2
150162990252212	Gale Elem Community Academy	10
150162990252213	Gallistel Elem Language Academy	10
150162990252215	Gary Elem School	10
150162990252216	Woods Elem Math & Science Academy	10
150162990252221	Goldblatt Elem School	10
150162990252222	Gompers Elem Fine Arts Opt School	10
150162990252223	Goudy Elem School	1
150162990252224	Graham A Elem School	10
150162990252226	Gray Elem School	3
150162990252229	Greene N Elem School	3
15016299025222C	Bronzeville Lighthouse Elem Chrtr	2
150162990252231	Gresham Elem School	10
150162990252233	Guggenheim Elem School	10
150162990252235	Haines Elem School	2
150162990252236	Gillespie Elem School	10
150162990252239	Hale Elem School	2
15016299025223C	Catalyst Elem Charter School	2
150162990252241	Hamline Elem School	11
150162990252242	Hammond Elem School	2
150162990252246	Harvard Elem School	10
150162990252247	Haugan Elem School	3
150162990252252	Hayt Elem School	5
150162990252254	Healy Elem School	4
150162990252255	Hearst Elem School	10
150162990252256	Hedges Elem School	10
150162990252258	Henderson Elem School	10
150162990252260	Henry Elem School	10

---

150162990252261	Henson Elem School	10
150162990252262	Herbert Elem School	10
150162990252263	Herzl Elem School	10
150162990252265	Hibbard Elem School	4
150162990252266	Higgins Elem Community Academy	1
150162990252267	Hinton Elem School	10
150162990252269	Holden Elem School	2
15016299025226C	Polaris Elem Charter Academy	1
150162990252270	Holmes Elem School	10
150162990252273	Howe Elem School	10
150162990252276	Hughes C Elem School	1
150162990252280	Hurley Elem School	5
150162990252281	Irving Elem School	1
150162990252287	Jenner Elem Academy of The Arts	10
150162990252289	Pilsen Elem Community Academy	2
150162990252290	Johnson Elem School	10
150162990252292	Jungman Elem School	2
150162990252294	Kershaw Elem School	10
150162990252295	Key Elem School	10
150162990252296	Kilmer Elem School	10
150162990252297	King Elem School	10
150162990252301	Kohn Elem School	10
150162990252303	Lozano Elem Bilingual & Intl Ctr	1
150162990252304	Kozminski Elem Community Academy	1
150162990252305	Lafayette Elem School	10
150162990252307	Lathrop Elem School	10
150162990252309	Lawndale Elem Community Academy	10
150162990252311	Lewis Elem School	10
150162990252313	Libby Elem School	10
150162990252315	Linne Elem School	10
150162990252316	Lloyd Elem School	10
150162990252317	Locke J Elem School	5
150162990252319	Lovett Elem School	10
150162990252321	Lowell Elem School	10
150162990252322	Lawrence Elem School	10
150162990252323	Lyon Elem School	1
150162990252324	Madison Elem School	10
150162990252326	Manierre Elem School	10
150162990252328	Mann Elem School	10
150162990252329	Marconi Elem Community Academy	10
150162990252330	Marquette Elem School	10
150162990252331	Marsh Elem School	3
150162990252334	Mason Elem School	10
150162990252336	May Elem Community Academy	10
150162990252337	Mayer Elem School	5
150162990252338	Mayo Elem School	1
150162990252341	Mccormick Elem School	2
150162990252344	Mccutcheon Elem School	1
150162990252346	Mckay Elem School	10
150162990252349	Mcperson Elem School	10
150162990252352	Melody Elem School	10
150162990252354	Mollison Elem School	2
150162990252355	Monroe Elem School	10
150162990252356	Moos Elem School	10
150162990252357	Morrill Elem Math & Sci School	10
150162990252362	Mount Vernon Elem School	10
150162990252363	Mozart Elem School	10
150162990252367	Brown R Elem Community Acad	1



---

150162990252368	Nash Elem School	10
150162990252369	Neil Elem School	5
150162990252372	Carver Primary School	1
150162990252373	Nightingale Elem School	10
150162990252374	Nixon Elem School	2
150162990252375	Nobel Elem School	10
150162990252381	Oglesby Elem School	10
150162990252382	OKeeffe Elem School	10
150162990252385	Piccolo Elem Specialty School	10
150162990252387	OToole Elem School	10
150162990252388	Overton Elem School	6
150162990252390	Paderewski Elem Learning Academy	10
150162990252391	Palmer Elem School	3
150162990252392	Parker Elem Community Academy	10
150162990252393	Parkman Elem School	10
150162990252394	Park Manor Elem School	10
150162990252395	Parkside Elem Community Academy	7
150162990252396	Pasteur Elem School	2
150162990252398	Peck Elem School	8
150162990252399	Peirce Elem Intl Studies School	7
150162990252400	Penn Elem School	10
150162990252401	Washington H Elem School	5
150162990252404	Pickard Elem School	10
150162990252408	Pope Elem School	1
150162990252409	Portage Park Elem School	5
150162990252411	Price Lit & Writing Elem School	10
150162990252413	Pulaski Elem Fine Arts Academy	10
150162990252414	Pullman Elem School	10
150162990252416	Ravenswood Elem School	2
150162990252419	Reavis Elem Math & Sci Spec Schl	10
150162990252420	Reed Elem School	10
150162990252421	Reilly Elem School	10
150162990252422	Reinberg Elem School	2
150162990252423	Revere Elem School	10
150162990252427	Ross Elem School	10
150162990252428	Ruggles Elem School	2
150162990252429	Ryder Elem Math & Sci Spec School	10
150162990252432	Ryerson Elem School	10
150162990252435	Sawyer Elem School	7
150162990252437	Ashe Elem School	10
150162990252438	Scammon Elem School	7
150162990252439	Songhai Elem Learning Institute	10
150162990252442	Schmid Elem School	1
150162990252443	Schneider Elem School	10
150162990252444	Schubert Elem School	2
150162990252446	Seward Elem Communication Arts Ac	3
150162990252447	Sexton Elem School	10
150162990252452	Mireles Elem Academy	10
150162990252453	Sherman Elem School	10
150162990252454	Sherwood Elem School	2
150162990252455	Shields Elem School	10
150162990252456	Shoemith Elem School	1
150162990252457	Shoop Math-Sci Tech Elem Academy	10
150162990252459	Smyser Elem School	1
150162990252460	Smyth J Elem School	10
150162990252462	Spencer Elem Math & Sci Academy	10
150162990252464	Stagg Elem School	10
150162990252465	Stevenson Elem School	4

---

150162990252466	Stewart Elem School	10
150162990252469	Spry Elem Community School	10
150162990252472	Stowe Elem School	7
150162990252474	Sullivan Elem School	10
150162990252479	Tanner Elem School	1
150162990252480	Taylor Elem School	2
150162990252484	Thorp J N Elem School	1
150162990252487	Tilton Elem School	11
150162990252488	Tonti Elem School	6
150162990252490	Twain Elem School	1
150162990252492	Lavizzo Elem School	10
150162990252494	Volta Elem School	5
150162990252495	Von Humboldt Elem School	10
150162990252498	Wadsworth Elem School	10
150162990252500	Walsh Elem School	3
150162990252502	Warren Elem School	1
150162990252504	Waters Elem School	10
150162990252505	Webster Elem School	10
150162990252506	Wentworth Elem School	10
150162990252507	Westcott Elem School	10
150162990252509	West Pullman Elem School	10
150162990252512	Whistler Elem School	10
150162990252513	Whitney Elem School	10
150162990252514	Whittier Elem School	10
150162990252521	Woodson South Elem School	2
150162990252522	Yale Elem School	10
150162990252525	Young Elem School	7
150162990252542	Yates Elem School	10
150162990252605	Depriest Elem School	10
150162990252618	Foster Park Elem School	10
150162990252634	Mcnair Elem School	7
150162990252636	Hay Elem Community Academy	10
150162990252703	Lee Elem School	5
150162990252704	Copernicus Elem School	10
150162990252724	Robinson Elem School	1
150162990252726	Hanson Park Elem School	3
150162990252729	White Elem Career Academy	1
150162990252766	Till Elem Math & Science Academy	7
150162990252768	Smith W Elem School	10
150162990252771	Bontemps Elem School	6
150162990252783	Cardenas Elem School	10
150162990252785	Powell Elem Paideia Comm Academy	10
150162990252799	Curtis Elem School	10
150162990252804	Metcalfe Elem Community Academy	4
150162990252806	Kanoon Elem Magnet School	10
150162990252807	Randolph Elem School	10
150162990252811	Gunsaulus Elem Scholastic Academy	1
150162990252812	Goodlow Elem Magnet School	10
150162990252823	Ninos Heroes Elem Academic Ctr	10
150162990252825	De Diego Elem Community Academy	7
150162990252829	Saucedo Elem Scholastic Academy	4
150162990252837	Daley Elem Academy	2
150162990252838	Madero Middle School	10
150162990252842	Orozco Elem Fine Arts & Sciences	1
150162990252844	Morton Elem Career Academy	11
150162990252845	Canter Middle School	1
150162990252862	Casals Elem School	10
150162990252864	Perez Elem School	2

	150162990252867	Ruiz Elem School	2
	150162990252869	Roque De Duprey Elem School	10
	150162990252870	Brighton Park Elem School	10
	150162990252873	Evergreen Academy Elem School	10
	150162990252876	Carson Elem School	4
	150162990252877	Mcauliffe Elem School	4
	150162990252882	Marshall Middle School	10
	150162990252886	Chavez Elem Multicultural Acad Ct	10
	150162990252889	Jordan Elem Community School	10
	150162990252893	Finkl Elem School	2
	150162990252896	Little Village Elem School	10
	150162990252897	Zapata Elem Academy	3
	150162990252898	Ortiz De Dominguez Elem School	2
	150162990252900	Lara Elem Academy	10
	150162990252901	Telpochcalli Elem School	10
	150162990252904	Christopher Elem School	10
	150162990252908	West Park Elem Academy	10
	150162990252912	Ames Middle School	10
	150162990252913	Fairfield Elem Academy	10
	150162990252914	Sandoval Elem School	2
	150162990252915	Northwest Middle School	10
	150162990252916	Hampton Elem Fine & Perf Arts Sch	8
	150162990252919	Columbia Explorers Elem Academy	5
	150162990252922	Ashburn Community Elem School	1
	150162990252923	Belmont-Cragin Elem School	2
	150162990252924	National Teachers Elem Academy	6
	150162990252926	Talman Elem School	2
	150162990252928	Williams Multiplex Elem School	2
	150162990252930	New Field Elem School	4
	150162990252933	Durkin Park Elem School	2
	150162990252936	Claremont Academy Elem School	4
	150162990252937	Doolittle Elem School	2
	150162990252943	Tarkington Elem School	3
	150162990252946	Frazier Prep Acad Elem School	1
Collinsville CUSD 10			
	410570100262011	Kreitner Elem School	2
Comm Cons SD 59			
	140160590042002	Adm Richard E Byrd Elem School	1
	140160590042014	John Jay Elem School	2
	140160590042019	Salt Creek Elem School	2
Cook County SD 130			
	140161300021001	Everett F Kerr Middle School	6
	140161300021002	Nathan Hale Middle School	7
	140161300022008	Paul Revere Intermediate School	3
	140161300022010	Whittier Elementary School	4
	140161300022011	Lincoln Elem School	2
	140161300022018	Paul Revere Primary School	1
Country Club Hills SD 160			
	140161600021001	Southwood Middle School	6
	140161600022003	Zenon J Sykuta School	2
	140161600022004	Meadowview School	1
Crete Monee CUSD 201U			
	56099201U262003	Balmoral Elem Sch	1
	56099201U262004	Crete Elementary School	1

Crystal Lake CCSD 47	440630470042001	Canterbury Elem School	2
	440630470042005	North Elem School	1
CUSD 3 Fulton County	220290030262003	Cuba Elem School	1
CUSD 300	310453000261001	Carpentersville Middle School	10
	310453000262012	Golfview Elem School	2
	310453000262016	Meadowdale Elem School	2
	310453000262021	Perry Elementary School	2
	310453000262022	Lakewood School	7
Danville CCSD 118	540921180242019	Meade Park Elem School	2
	540921180242020	East Park Elementary School	1
Decatur SD 61	390550610251030	Thomas Jefferson Middle School	9
	390550610251034	Stephen Decatur Middle School	8
	390550610252005	Durfee Elem School	1
	390550610252009	Benjamin Franklin Elem School	1
	390550610252019	Parsons Accelerated School	2
	390550610252023	South Shores Elem School	1
	390550610252034	Hope Academy	1
DeKalb CUSD 428	160194280262005	Jefferson Elem School	2
DePue USD 103	280061030222001	DePue Elem School	2
Diamond Lake SD 76	340490760022003	Diamond Lake Elem School	1
Dolton SD 148	140161480021004	Washington Junior High	1
	140161480022002	Riverdale School	2
	140161480022006	Washington Elem School	9
	140161480022009	Harriet Tubman School	1
	140161480022010	Park Elementary School	1
Dolton SD 149	140161490021003	Dirksen Middle School	10
	140161490022005	Caroline Sibley Elem School	2
	140161490022006	Berger-Vandenberg Elem School	3
	140161490022009	Carol Moseley Braun School	2
	140161490022010	New Beginnings Learning Academy	1
Dongola USD 66	020910660220001	Dongola High School	5
	020910660221001	Dongola Jr High School	2
DuPage HSD 88	190220880160002	Willowbrook High School	7
Duquoin CUSD 300	300733000262002	Duquoin Middle School	4
	300733000262003	Duquoin Elementary School	1
East Alton-Wood River CHSD 14			

	410570140160001	East Alton-Wood River High Sch	8
East Dubuque USD 119			
	080431190222002	East Dubuque Elem School	1
East Maine SD 63			
	140160630022008	Stevenson School	2
	140160630022012	Apollo Elem School	2
East Peoria CHSD 309			
	530903090160001	East Peoria High School	4
East St Louis SD 189			
	50082189022001C	SIU Charter Sch of East St Louis	3
	50082189022002C	Tomorrows Builders Charter Schl	1
	500821890220043	East St Louis Senior High School	8
	500821890221007	Mason/Clark Middle Sch	10
	500821890221025	Wyvetter Younge Middle Sch	7
	500821890221036	East St Louis-Lincoln Middle Sch	10
	500821890222049	Donald McHenry Elementary School	6
	500821890222054	Katie Harper-Wright Elem	3
	500821890222055	Gordon Bush Elementary	3
Egyptian CUSD 5			
	020020050260001	Egyptian Sr High School	6
Eldorado CUSD 4			
	200830040262004	Eldorado Elem School	2
ESD 159			
	140161590021001	Colin Powell Middle Sch	2
Evanston CCSD 65			
	140160650042020	Washington Elem School	2
Evanston Twp HSD 202			
	140162020170001	Evanston Twp High School	7
Evergreen Park CHSD 231			
	140162310160001	Evergreen Park High School	1
Evergreen Park ESD 124			
	140161240022002	Northeast Elem School	1
Fairfield Comm H S Dist 225			
	200962250160001	Fairfield Comm High School	2
Fairmont SD 89			
	560990890022002	Fairmont School	2
Fenton CHSD 100			
	190221000160001	Fenton High School	7
Ford Heights SD 169			
	140161690021001	Cottage Grove Upper Grade Center	10
Forest Park SD 91			
	140160910021001	Forest Park Middle School	7
Frankfort CUSD 168			
	210281680262004	Frankfort Intermediate School	2
Freeport SD 145			

	080891450222004	Center Elem School	1
	080891450222015	Carl Sandburg Middle Sch	1
Gallatin CUSD 7			
	200300070260001	Gallatin High School	1
Gardner S Wilmington Twp HSD 73			
	240320730170001	Gardner-South Wilmington Twp H S	1
Gavin SD 37			
	340490370022003	Gavin Central School	2
Gen George Patton SD 133			
	140161330022001	Gen George Patton Elem School	10
Georgetown-Ridge Farm CUD 4			
	540920040261003	Mary Miller Junior High School	1
Gillespie CUSD 7			
	400560070262003	Benld Elementary School	1
Girard CUSD 3			
	400560030260001	Girard Jr/Sr High School	2
Glenbard Twp HSD 87			
	190220870170001	Glenbard East High School	7
Glenview CCSD 34			
	140160340042003	Hoffman Elem School	1
Granite City CUSD 9			
	410570090262012	Maryville Elem School	1
	410570090262020	Wilson Elem School	1
	410570090262022	Prather Elementary School	2
Grant CHSD 124			
	340491240160001	Grant Community High School	2
Gurnee SD 56			
	340490560022001	O Plaine School	2
Hall HSD 502			
	280065020170001	Hall High School	3
Hardin County CUSD 1			
	200350010262001	Hardin County Elem School	1
Harlem UD 122			
	041011220222008	Rock Cut Elem School	1
Harrisburg CUSD 3			
	200830030262009	East Side Intermediate School	1
Harvard CUSD 50			
	440630500262003	Jefferson Elem School	7
	440630500262004	Central Elem School	2
Harvey SD 152			
	140161520021001	Brooks Middle School	10
	140161520022005	Lowell-Longfellow Elem School	2
Hawthorn CCSD 73			
	340490730042002	Hawthorn Elem School North	1

Hazel Crest SD 152-5	140161525021002	Robert Frost Middle School	1
Herrin CUSD 4	211000040262010	Herrin C U S D 4 Elem School	2
Highland CUSD 5	410570050262008	Highland Elementary School	1
Hillside SD 93	140160930022001	Hillside Elem School	4
Hinsdale Twp HSD 86	190220860170002	Hinsdale South High School	7
Hononegah CHD 207	041012070160001	Hononegah High School	1
Hoover-Schrum Memorial SD 157	140161570022001	Hoover Elem School	1
Illini Central CUSD 189	380601890262001	Illini Central Grade School	1
Illini West H S Dist 307	260343070160001	Illini West High School	1
Indian Springs SD 109	140161090022006	George T Wilkins Elem School	1
J S Morton HSD 201	140162010170001	J Sterling Morton East High Sch	1
	140162010170002	J Sterling Morton West High Sch	4
Joliet PSD 86	560990860051002	Gompers Junior High School	10
	560990860051003	Hufford Junior High School	10
	560990860051004	Washington Jr High & Academy Prgm	10
	560990860052001	T E Culbertson Elem School	1
	560990860052002	M J Cunningham Elem Sch	2
	560990860052004	Farragut Elem School	1
	560990860052007	Edna Keith Elem School	2
	560990860052011	A O Marshall Elem School	4
	560990860052013	Carl Sandburg Elementary	1
	560990860052022	Woodland Elem School	3
	560990860052025	Lynne Thigpen Elem School	2
Joliet Twp HSD 204	560992040170001	Joliet Central High School	8
	560992040170003	Joliet West High School	8
Kankakee SD 111	320461110251008	Kankakee Junior High School	10
	320461110252015	John Kennedy Middle Grade School	6
	320461110252016	King Middle Grade School	10
Keeneyville SD 20	190220200021001	Spring Wood Middle School	3
	190220200022003	Greenbrook Elem School	4
Kewanee CUSD 229			

	280372290262002	Central Elem	1
La Grange SD 102	140161020022001	Congress Park Elem School	1
La Salle ESD 122	350501220022005	Northwest Elem School	1
La Salle-Peru Twp HSD 120	350501200170001	La Salle-Peru Twp High School	4
Lake Park CHSD 108	190221080160001	Lake Park High School	7
Lake Villa CCSD 41	340490410042001	Olive C Martin School	1
Lansing SD 158	140161580022001	Coolidge Elementary School	1
	140161580022005	Oak Glen Elem School	1
	140161580022006	Reavis Elem School	1
Laraway CCSD 70C	56099070C042001	Laraway Elem School	1
Leyden CHSD 212	140162120160001	East Leyden High School	6
	140162120160002	West Leyden High School	6
Limestone CHSD 310	480723100160001	Limestone Community High School	3
Lincoln CHSD 404	380544040160001	Lincoln Comm High School	1
Lyons SD 103	140161030022007	Washington Middle School	6
Madison CUSD 12	410570120260001	Madison Senior High School	6
	410570120262004	Harris Elem School	4
	410570120262006	Bernard Long Elem School	9
	410570120262007	Madison Middle School	10
Maine Township HSD 207	140162070170001	Maine East High School	7
Mannheim SD 83	140160830021003	Mannheim Middle School	7
	140160830022004	Roy Elem School	3
Manteno CUSD 5	320460050261004	Manteno Middle School	1
Marengo CHSD 154	440631540160001	Marengo High School	2
Marquardt SD 15	190220150021004	Marquardt Middle School	2
	190220150022001	G Stanley Hall Elem School	1
	190220150022003	Reskin Elem School	1
Mattoon CUSD 2			



	110150020262015	Arland D Williams Jr Elem Sch	1
	110150020262016	Riddle Elementary School	1
Maywood-Melrose Park-Broadview 89			
	140160890022003	Garfield Elem School	10
	140160890022004	Irving Elem School	10
	140160890022005	Lexington Elem School	10
	140160890022006	Lincoln Elem School	2
	140160890022007	Melrose Park Elem School	10
	140160890022008	Roosevelt Elem School	1
	140160890022010	Stevenson Elem School	3
McHenry CCSD 15			
	440630150042005	Riverwood Elementary School	2
McHenry CHSD 156			
	440631560160001	McHenry High School-West Campus	1
McLean County USD 5			
	170640050262005	Fairview Elem School	1
	170640050262015	Pepper Ridge Elementary School	2
Mendota Twp HSD 280			
	350502800170001	Mendota Twp High School	2
Meridian CUSD 101			
	020771010260001	Meridian High School	8
	020771010262005	Meridian Elementary School	6
Midlothian SD 143			
	140161430022001	Central Park Elem School	7
Moline USD 40			
	490810400222010	Ericsson Elem School	1
	490810400222016	Lincoln-Irving Elem School	1
	490810400222022	George Washington Elem School	1
Monmouth-Roseville CUSD 238			
	270942380262002	Lincoln Intermediate School	1
	270942380262003	Willits Primary School	1
Morris CHSD 101			
	240321010160001	Morris Community High School	2
Morris SD 54			
	240320540022004	White Oak Elementary	1
Mount Vernon SD 80			
	250410800022002	J L Buford Intermediate Ed Ctr	3
	250410800022008	Mt Vernon Dist 80 Primary Center	3
Mt Vernon Twp HSD 201			
	250412010170001	Mount Vernon High School	4
Mundelein Cons HSD 120			
	340491200130001	Mundelein Cons High School	4
Murphysboro CUSD 186			
	300391860260001	Murphysboro High School	3
	300391860261002	Murphysboro Middle School	7
Nashville CHSD 99			

	130950990160001	Nashville Comm High School	1
Niles Twp CHSD 219			
	140162190170002	Niles North High School	7
North Chicago SD 187			
	340491870260001	North Chicago Community High Sch	8
	340491870261003	Neal Math Science Academy	2
	340491870262001	Marjorie P Hart Elem School	3
	340491870262002	Forrestal Elem School	1
	340491870262003	Greenbay Elem School	3
	340491870262006	South Elementary School	1
	340491870262008	A J Katzenmaier Elem School	6
	340491870262009	North Elementary School	6
North Shore SD 112			
	340491120022007	Oak Terrace Elem School	2
Northfield Twp HSD 225			
	140162250170002	Glenbrook South High School	2
O Fallon Twp HSD 203			
	500822030170001	O Fallon High School	3
Oak Lawn CHSD 229			
	140162290160001	Oak Lawn Comm High School	3
Oak Park - River Forest SD 200			
	140162000130001	Oak Park & River Forest High Sch	7
Oakwood CUSD 76			
	540920760262003	Oakwood Grade School	2
Oblong CUSD 4			
	120170040262002	Oblong Elem School	4
Oswego CUSD 308			
	240473080260002	Oswego East High School	1
	240473080262004	Boulder Hill Elem School	1
Ottawa ESD 141			
	350501410022009	Central Elem School	1
Ottawa Twp HSD 140			
	350501400170001	Ottawa Township High School	4
Palatine CCSD 15			
	140160150042001	Jane Addams Elem School	2
	140160150042015	Virginia Lake Elem School	2
Pekin CSD 303			
	530903030160002	Pekin Community High School	6
Peoria Heights CUSD 325			
	480723250262005	Peoria Heights Grade School	2
Peoria SD 150			
	480721500250023	Manual High School	8
	480721500251002	Sterling Middle School	10
	480721500251007	Columbia Middle School	3
	480721500251012	Trewyn Middle School	10
	480721500251014	Lincoln Middle School	10

	480721500252032	Franklin-Edison Primary School	1
	480721500252033	Garfield Primary School	10
	480721500252034	Glen Oak Primary School	3
	480721500252036	Harrison Primary School	5
	480721500252038	Irving Primary School	3
Pikeland CUSD 10			
	010750100262010	Pikeland Community School	7
Pinckneyville CHSD 101			
	300731010160001	Pinckneyville Comm High School	1
Pontiac Twp HSD 90			
	170530900170001	Pontiac High School	3
Pope Co CUD 1			
	200760010262002	Pope County Elementary School	1
Porta CUSD 202			
	380652020262006	Porta Central	1
Posen-Robbins ESD 143-5			
	140161435021003	Kellar School	10
	140161435022006	Posen Elem School	7
	140161435022010	Gordon School	1
Prairie-Hills ESD 144			
	140161440021002	Prairie-Hills Junior High School	10
	140161440022005	Markham Park Elem School	1
	140161440022010	Mae Jemison School	1
Princeton HSD 500			
	280065000150001	Princeton High School	2
Proviso Twp HSD 209			
	140162090170001	Proviso East High School	8
	140162090170002	Proviso West High School	2
Queen Bee SD 16			
	190220160021004	Glenside Middle School	4
Ramsey CUSD 204			
	030262040260002	Ramsey High School	1
	030262040262001	Ramsey Elem School	3
Rantoul City SD 137			
	090101370022001	Broadmeadow Elem School	2
	090101370022006	Northview Elem School	1
Reavis Twp HSD 220			
	140162200170001	Reavis High School	2
Rhodes SD 84-5			
	140160845022001	Rhodes Elem School	2
Rich Twp HSD 227			
	140162270170001	Rich East Campus High School	8
	140162270170002	Rich Central Campus High School	5
	140162270170003	Rich South Campus High School	8
Ridgeland SD 122			
	140161220021005	Simmons Middle School	1

Ridgewood CHSD 234	140162340160001	Ridgewood Comm High School	3
Rochelle CCSD 231	470712310042003	Lincoln Elem School	2
Rochelle Twp HSD 212	470712120170001	Rochelle Twp High School	4
Rock Falls Twp HSD 301	550983010170001	Rock Falls Township High School	3
Rock Island SD 41	490810410251003	Edison Jr High School	4
	490810410251005	Washington Jr High School	4
	490810410252008	Earl H Hanson Elem School	2
	490810410252010	Frances Willard Elem School	1
	490810410252012	R I Primary Academy	3
	490810410252016	Ridgewood Elem School	1
	490810410252020	R I Intermediate Academy	1
Rockford SD 205	041012050251009	Abraham Lincoln Middle School	3
	041012050251010	Kennedy Middle School	4
	041012050252014	Barbour Two-Way Lang Immersion	2
	041012050252016	Beyer Elem School	3
	041012050252022	Conklin Elem School	3
	041012050252024	Ellis Arts Academy	10
	041012050252034	Haskell Academy	1
	041012050252037	Swan Hillman Elem School	2
	041012050252038	Jackson Elem School	2
	041012050252040	Kishwaukee Elem School	2
	041012050252041	Julia Lathrop Elem School	10
	041012050252043	McIntosh Science and Tech Magnet	6
	041012050252046	Wm Nashold Elem School	10
	041012050252047	John Nelson Elem School	2
	041012050252051	Riverdahl Elem School	2
	041012050252057	Stiles Investigative Lrning Magnt	10
	041012050252058	Summerdale Elem School	10
	041012050252062	Walker Elem School	2
	041012050252063	R K Welsh Elem School	1
	041012050252064	West View Elem School	3
	041012050252066	Whitehead Elem School	3
	041012050252082	Marsh Elementary School	2
	041012050252084	Lewis Lemon Elementary	4
041012050252086	Rockford Envrnmntl Science Acad	4	
Round Lake CUSD 116	340491160262001	Raymond Ellis Elem School	2
	340491160262002	Indian Hill Elem School	2
	340491160262004	Round Lake Beach Elem School	2
	340491160262005	W J Murphy Elem School	1
	340491160262006	Village Elementary School	1
Roxana CUSD 1	410570010261001	Roxana Junior High School	4
Salem CHSD 600	130586000160001	Salem Community High School	2

Sandoval CUSD 501	130585010262002	Sandoval Elem School	1
Sandridge SD 172	140161720022001	Sandridge Elem School	1
Schaumburg CCSD 54	140160540042018	Lakeview Elem School	1
SD 45 DuPage County	190220450022010	North Elem School	2
	190220450022011	Schafer Elem School	2
SD U-46	310450460222011	Channing Memorial Elem School	2
	310450460222015	Garfield Elem School	2
	310450460222020	Highland Elem School	2
	310450460222021	Hillcrest Elem School	2
	310450460222022	Huff Elem School	2
	310450460222024	Laurel Hill Elem School	2
	310450460222025	Lowrie Elem School	1
	310450460222029	Parkwood Elem School	2
	310450460222032	Sheridan Elem School	2
	310450460222036	Washington Elem School	2
	310450460222044	Lords Park Elem School	2
Seneca Twp HSD 160	350501600170001	Seneca High School	1
Silvis SD 34	490810340022003	George O Barr School	1
Skokie SD 68	140160680021002	Old Orchard Jr High School	1
Skokie SD 69	140160690022001	Thomas Edison Elem School	1
	140160690022004	Madison Elem School	2
South Central CUD 401	130584010261001	South Central Middle School	2
South Holland SD 151	140161510021001	Coolidge Middle School	10
	140161510022002	Eisenhower School	1
	140161510022004	Madison School	4
Sparta CUSD 140	450791400262002	Sparta-Lincoln Middle School	1
Spring Valley CCSD 99	280060990042002	John F Kennedy Elem School	1
Springfield SD 186	510841860251009	Washington Middle School	4
	510841860252013	Black Hawk Elem School	2
	510841860252015	Dubois Elem School	1
	510841860252016	Enos Elem School	10
	510841860252017	Fairview Elem School	1
	510841860252027	Matheny-Withrow Elem Sch	1
	510841860252028	McClelland Elem School	3
	510841860252032	Ridgely Elem School	1

	510841860252035	Southern View Elem School	1
	510841860252043	Feitshans Academy	2
	510841860252044	Harvard Park Elem School	2
	510841860252045	Edwin A Lee Elementary School	2
	510841860252046	Elizabeth Graham Elem School	1
St Anne CHSD 302			
	320463020160001	St Anne Comm High School	11
St Charles CUSD 303			
	310453030261011	Thompson Middle School	1
	310453030262006	Richmond Elem School	2
Streator Twp HSD 40			
	350500400170001	Streator Twp High School	3
Summit SD 104			
	140161040021001	Heritage Middle School	1
	140161040022001	Dr Donald Wharton Elem School	1
	140161040022003	Otis P Graves Elem School	2
Sunnybrook SD 171			
	140161710021001	Heritage Middle School	5
	140161710022001	Nathan Hale Elem School	1
Thompsonville CUSD 174			
	210281740260001	Thompsonville High School	1
Thornton Fractional Twp HSD 215			
	140162150170001	Thornton Fractnl No High School	5
	140162150170002	Thornton Fractnl So High School	1
Thornton Twp HSD 205			
	140162050170001	Thornton Township High School	8
	140162050170002	Thornridge High School	8
	140162050170003	Thornwood High School	8
Trico CUSD 176			
	300391760262008	Trico Elementary School	1
Twp HSD 113			
	340491130170002	Highland Park High School	7
United Twp HSD 30			
	490810300170001	United Twp High School	8
Urbana SD 116			
	090101160222005	Leal Elem School	1
Valley View CUSD 365U			
	56099365U261006	Hubert H Humphrey Middle School	2
	56099365U262002	Irene King Elem School	3
	56099365U262003	Bernard J Ward Elem School	2
	56099365U262006	John R Tibbott Elem School	2
	56099365U262009	Independence Elem School	1
	56099365U262016	Skoff Elementary	1
Vandalia CUSD 203			
	030262030261002	Vandalia Junior High School	4
	030262030262008	Vandalia Elementary School	2
Venice CUSD 3			

	410570030262002	Venice Elem School	10
Vienna HSD 133			
	020441330170001	Vienna High School	2
W Harvey-Dixmoor PSD 147			
	140161470021001	Rosa L Parks Middle School	10
	140161470022004	Lincoln Elem School	3
Wabash CUSD 348			
	200933480262005	North Intermediate Ctr of Educ	3
Warren Twp HSD 121			
	340491210170001	Warren Township High School	6
Washington CHSD 308			
	530903080160001	Washington Comm High School	1
Wauconda CUSD 118			
	340491180262001	Wauconda Grade School	2
Waukegan CUSD 60			
	340490600261001	Jack Benny Middle School	10
	340490600261002	Thomas Jefferson Middle School	7
	340490600261003	Daniel Webster Middle School	10
	340490600261004	Robert E Abbott Middle School	10
	340490600261005	Miguel Juarez Middle School	10
	340490600262004	Carman-Buckner Elem School	2
	340490600262007	Clearview Elem School	10
	340490600262008	Glen Flora Elem School	10
	340490600262009	Glenwood Elementary School	1
	340490600262011	Hyde Park Elem School	2
	340490600262013	Little Fort Elem School	7
	340490600262014	Lyon Magnet Elementary School	2
	340490600262015	H R McCall Elem School	1
	340490600262016	North Elem School	2
	340490600262017	Oakdale Elem School	2
	340490600262018	Washington Elem School	1
Webber Twp HSD 204			
	250412040170001	Webber Twp High School	3
West Carroll CUSD 314			
	080083140262001	West Carroll Intermediate Sch	1
West Chicago ESD 33			
	190220330022001	Gary Elementary School	2
	190220330022004	Pioneer Elem School	2
	190220330022005	Turner Elem School	2
	190220330022006	Currier Elementary School	2
	190220330022007	Wegner Elementary School	1
Westville CUSD 2			
	540920020262001	Judith Giacoma Elem School	1
Whiteside SD 115			
	500821150022001	Whiteside Elem School	1
Woodlawn CHSD 205			
	250412050160001	Woodlawn Comm High School	1
Woodstock CUSD 200			

---

	440632000262003	Dean Street Elem School	1
	440632000262008	Mary Endres Elementary School	2
	440632000262010	Prairiewood Elem Sch	1
Zeigler-Royalton CUSD 188			
	210281880260001	Zeigler-Royalton High School	3
Zion ESD 6			
	340490060021001	Zion Central Middle School	2
	340490060022002	East Elementary School	1
	340490060022006	West Elementary School	1
	340490060022008	Elmwood Elem School	2
Zion-Benton Twp HSD 126			
	340491260170001	Zion-Benton Twnshp Hi Sch	7



## FEDERAL DISTRICT IMPROVEMENT STATUS

Below is a list of the Title I funded districts in the State that are in Federal Improvement Status as defined by the federal No Child Left Behind Act of 2001. Out of 868 districts statewide, 825 are Title I districts of which 221 districts or 25.5 percent (of all the districts) are in Federal Improvement Status.

District Name	District ID	Years in Improvement
Addison SD 4	190220040	7
Adlai E Stevenson HSD 125	340491250	1
Alton CUSD 11	410570110	7
Anna Jonesboro CHSD 81	020910810	3
Argo CHSD 217	140162170	3
Armstrong Twp HSD 225	540922250	3
Auburn CUSD 10	510840100	7
Aurora East USD 131	310451310	7
Aurora West USD 129	310451290	7
Beach Park CCSD 3	340490030	1
Beardstown CUSD 15	460090150	7
Belleville Twp HSD 201	500822010	7
Bellwood SD 88	140160880	7
Belvidere CUSD 100	040041000	7
Benton Cons HSD 103	210281030	2
Berkeley SD 87	140160870	7
Berwyn North SD 98	140160980	4
Bethalto CUSD 8	410570080	2
Bloom Twp HSD 206	140162060	7
Bloomington SD 87	170640870	7
Bradley Bourbonnais CHSD 307	320463070	2
Bradley SD 61	320460610	1
Bremen CHSD 228	140162280	7
Brooklyn UD 188	500821880	7
Brookwood SD 167	140161670	7
Burnham SD 154-5	140161545	1
Bushnell Prairie City CUSD 170	260621700	2
Cahokia CUSD 187	500821870	7
Cairo USD 1	020020010	7
Calumet City SD 155	140161550	7
Canton Union SD 66	220290660	2
Carbon Cliff-Barstow SD 36	490810360	1
Carbondale CHSD 165	300391650	7
Carbondale ESD 95	300390950	1
Carmi-White County CUSD 5	200970050	7
Carrier Mills-Stonefort CUSD 2	200830020	1

---

CCSD 168	140161680	3
CCSD 62	140160620	1
Central CHSD 71	130140710	1
Central CUSD 4	320380040	7
Centralia HSD 200	130582000	7
Champaign CUSD 4	090100040	7
Chester CUSD 139	450791390	7
Chicago Heights SD 170	140161700	7
CHSD 117	340491170	7
CHSD 218	140162180	7
CHSD 94	190220940	3
Cicero SD 99	140160990	7
City of Chicago SD 299	150162990	7
Collinsville CUSD 10	410570100	7
Cook County SD 130	140161300	7
Country Club Hills SD 160	140161600	7
Crete Monee CUSD 201U	56099201U	7
Crystal Lake CCSD 47	440630470	1
CUSD 300	310453000	2
Danville CCSD 118	540921180	7
Decatur SD 61	390550610	7
DeKalb CUSD 428	160194280	2
DePue USD 103	280061030	1
Dixon USD 170	470521700	2
Dolton SD 148	140161480	7
Dolton SD 149	140161490	7
DuPage HSD 88	190220880	7
East Alton SD 13	410570130	7
East Alton-Wood River CHSD 14	410570140	7
East Maine SD 63	140160630	1
East Moline SD 37	490810370	2
East Peoria CHSD 309	530903090	4
East St Louis SD 189	500821890	7
Egyptian CUSD 5	020020050	7
Eldorado CUSD 4	200830040	7
Evanston CCSD 65	140160650	2
Evanston Twp HSD 202	140162020	7
Evergreen Park CHSD 231	140162310	1
Fairfield Comm H S Dist 225	200962250	2
Fairmont SD 89	560990890	2
Fenton CHSD 100	190221000	7
Flossmoor SD 161	140161610	7
Ford Heights SD 169	140161690	1
Frankfort CUSD 168	210281680	1

---

Freeport SD 145	080891450	1
Galesburg CUSD 205	330482050	7
Gardner S Wilmington Twp HSD 73	240320730	1
Gen George Patton SD 133	140161330	7
Geneseo CUSD 228	280372280	7
Georgetown-Ridge Farm CUD 4	540920040	7
Gillespie CUSD 7	400560070	7
Glenbard Twp HSD 87	190220870	7
Granite City CUSD 9	410570090	7
Grant CHSD 124	340491240	2
Hall HSD 502	280065020	3
Hamilton Co CUSD 10	250330100	2
Harlem UD 122	041011220	7
Harrisburg CUSD 3	200830030	1
Harvard CUSD 50	440630500	7
Harvey SD 152	140161520	7
Havana CUSD 126	380601260	7
Highland CUSD 5	410570050	7
Hillsboro CUSD 3	100680030	1
Hillside SD 93	140160930	4
Hinsdale Twp HSD 86	190220860	7
Hononegah CHD 207	041012070	1
Hoopeston Area CUSD 11	540920110	2
Illini Central CUSD 189	380601890	7
Illini West H S Dist 307	260343070	1
Indian Springs SD 109	140161090	7
J S Morton HSD 201	140162010	7
Jacksonville SD 117	460691170	1
Jasper County CUD 1	120400010	7
Johnston City CUSD 1	211000010	7
Joliet PSD 86	560990860	7
Joliet Twp HSD 204	560992040	7
Kankakee SD 111	320461110	7
Keeneyville SD 20	190220200	7
La Salle-Peru Twp HSD 120	350501200	4
Lake Park CHSD 108	190221080	7
Lansing SD 158	140161580	7
Laraway CCSD 70C	56099070C	1
Leyden CHSD 212	140162120	5
Limestone CHSD 310	480723100	3
Lincoln CHSD 404	380544040	1
Lincoln Way CHSD 210	560992100	7
Lyons SD 103	140161030	1
Madison CUSD 12	410570120	7

---

Maine Township HSD 207	140162070	7
Mannheim SD 83	140160830	7
Marengo CHSD 154	440631540	2
Marquardt SD 15	190220150	2
Massac UD 1	020610010	7
Maywood-Melrose Park-Broadview 89	140160890	7
McHenry CCSD 15	440630150	2
McHenry CHSD 156	440631560	7
McLean County USD 5	170640050	1
Mendota Twp HSD 280	350502800	2
Meridian CUSD 101	020771010	2
Midlothian SD 143	140161430	7
Midwest Central CUSD 191	380601910	7
Moline USD 40	490810400	7
Monmouth-Roseville CUSD 238	270942380	1
Morris CHSD 101	240321010	2
Mount Vernon SD 80	250410800	7
Mt Vernon Twp HSD 201	250412010	4
Mundelein Cons HSD 120	340491200	4
Murphysboro CUSD 186	300391860	7
Nashville CHSD 99	130950990	1
Niles Twp CHSD 219	140162190	7
North Chicago SD 187	340491870	5
North Greene CUSD 3	400310030	7
Northfield Twp HSD 225	140162250	3
O Fallon Twp HSD 203	500822030	3
Oak Lawn CHSD 229	140162290	3
Oak Park - River Forest SD 200	140162000	4
Oswego CUSD 308	240473080	7
Ottawa ESD 141	350501410	7
Ottawa Twp HSD 140	350501400	5
Palatine CCSD 15	140160150	2
Paxton-Buckley-Loda CUD 10	090270100	7
Pekin CSD 303	530903030	5
Peoria Heights CUSD 325	480723250	7
Peoria SD 150	480721500	7
Pinckneyville CHSD 101	300731010	1
Plano CUSD 88	240470880	7
Pontiac Twp HSD 90	170530900	3
Posen-Robbins ESD 143-5	140161435	7
Prairie-Hills ESD 144	140161440	7
Princeton ESD 115	280061150	7
Princeton HSD 500	280065000	2
Prophetstown-Lyndon-Tampico CUSD3	550980030	7

---

Proviso Twp HSD 209	140162090	7
Putnam County CUSD 535	430785350	7
Queen Bee SD 16	190220160	7
Quincy SD 172	010011720	1
Rantoul City SD 137	090101370	5
Reavis Twp HSD 220	140162200	2
Rhodes SD 84-5	140160845	2
Rich Twp HSD 227	140162270	7
Ridgeland SD 122	140161220	1
Ridgewood CHSD 234	140162340	3
River Bend CUSD 2	550980020	7
Rochelle Twp HSD 212	470712120	4
Rock Falls Twp HSD 301	550983010	3
Rock Island SD 41	490810410	7
Rockford SD 205	041012050	7
Round Lake CUSD 116	340491160	7
Roxana CUSD 1	410570010	7
Salem CHSD 600	130586000	2
Sandridge SD 172	140161720	1
SD U-46	310450460	7
Seneca Twp HSD 160	350501600	2
Sesser-Valier CUSD 196	210281960	7
Sherrard CUSD 200	490812000	7
Skokie SD 69	140160690	1
South Holland SD 151	140161510	7
Sparta CUSD 140	450791400	7
Springfield SD 186	510841860	7
St Anne CHSD 302	320463020	7
Streator Twp HSD 40	350500400	3
Summit SD 104	140161040	1
Thornton Fractional Twp HSD 215	140162150	5
Thornton Twp HSD 205	140162050	7
Trico CUSD 176	300391760	7
Twp HSD 113	340491130	7
United Twp HSD 30	490810300	7
Urbana SD 116	090101160	7
Valley View CUSD 365U	56099365U	7
Vandalia CUSD 203	030262030	7
Venice CUSD 3	410570030	7
Vienna HSD 133	020441330	2
W Harvey-Dixmoor PSD 147	140161470	7
Warren Twp HSD 121	340491210	5
Washington CHSD 308	530903080	1
Wauconda CUSD 118	340491180	1

---

Waukegan CUSD 60	340490600	7
Webber Twp HSD 204	250412040	3
West Chicago ESD 33	190220330	7
Wood River-Hartford ESD 15	410570150	7
Woodland CCSD 50	340490500	1
Woodlawn CHSD 205	250412050	1
Woodstock CUSD 200	440632000	3
Zion ESD 6	340490060	2
Zion-Benton Twp HSD 126	340491260	7